


# CASCO 2017



Municipal Officers  
**Annual Report**  
July 1, 2016 - June 30, 2017

## *In Dedication to Elwin Thorpe*



The 2017 Town Report is dedicated to a gentleman and friend of Casco who spent a lifetime of service to his community. Elwin Thorpe was dedicated fire fighter with the Casco Fire Department as well as a volunteer driver for the Casco Rescue unit for many years. Elwin served the Town in the role of Building inspector, plumbing inspector and zoning enforcement, also serving as the go to person for any number of special projects from 1980 until his retirement in 2011.



# TABLE OF CONTENTS

|   |    |
|---|----|
| Casco Information .....                   | 4  |
| Town Officers .....                       | 5  |
| House & Senate Information .....          | 8  |
| State Senator's Report .....              | 9  |
| State House of Representatives .....      | 12 |
| Selectboard Report .....                  | 14 |
| Town Clerk's Report .....                 | 16 |
| Parks and Recreation Department .....     | 19 |
| Library Report .....                      | 21 |
| Assessor's Report .....                   | 25 |
| Planning Board .....                      | 29 |
| Zoning Board .....                        | 30 |
| Code Enforcement Officer's Report .....   | 32 |
| Fire & Rescue Report .....                | 33 |
| Transfer Station Council Report .....     | 34 |
| Vendors Paid Over \$2000 .....            | 35 |
| Employee Gross Wages .....                | 39 |
| Tax Abatements & Supplemental Taxes ..... | 40 |
| Unpaid Real Estate Taxes .....            | 41 |
| Unpaid Personal Property Taxes .....      | 49 |
| Auditor's Report .....                    | 51 |

# ~ Town of Casco ~

Incorporated  
March 18, 1841

635 Meadow Road  
Casco, Maine 04015

Phone - (207) 627-4515  
Fax – (207) 470-1077

## **Hours**

Monday, Wednesday, Thursday & Friday - 9:00 am to 4:30 pm  
Tuesday - 11:30 am to 7:00 pm

## **Closed All Legal Holidays**

## **Casco Days**

July 26, 27, 28, 2018  
Casco Day Park  
Meadow Road  
Casco, Maine  
[www.cascodays.com](http://www.cascodays.com)

## **Rescue and Fire Departments**

Emergency Number 911  
Non-Emergency Number 893-2810

## **Casco Public Library Hours**

Phone 627-4541  
Tuesday 10:00 am to 8:00 pm  
Thursday 10:00 am to 8:00 pm  
Sunday 10:00 am to 8:00 pm

**~ TOWN OFFICERS ~**

**Board of Selectmen**

|                                      |      |          |
|--------------------------------------|------|----------|
| Mary-Vienessa Fernandes – Vice Chair | 2019 | 776-2319 |
| Grant F. Plummer                     | 2018 | 998-3455 |
| Calvin P. Nutting                    | 2020 | 655-4112 |
| Holly B. Hancock - Chair             | 2020 | 627-4181 |
| Tom Peaslee                          | 2019 | 655-5321 |

**Town Manager, Road Commissioner**

David P. Morton

**Treasurer, Tax Collector**

Pamela Griffin

**Town Clerk**

Penny Bean

**Animal Control Officers**

Jessica Jackson

Linda Alexander

**Assessor**

Renee Lachapelle

**Civil Emergency Preparedness**

Richard Shepard

**Code Enforcement Officer**

Alexander Sirois

**Fire / Rescue Chief**

Brian Cole

**Fire Warden**

Brian Cole

**Casco/Naples Transfer Station Council**

|                  |       |          |
|------------------|-------|----------|
| Alice Darlington | Casco | 655-3014 |
| Paul Edes        | Casco | 627-4762 |
| Jerome Poulin    | Casco | 655-7220 |

**Conservation Committee**

|                         |  |          |
|-------------------------|--|----------|
| Rona Fried              |  |          |
| Nadia Hermos            |  | 627-4241 |
| Mary-Vienessa Fernandes |  | 776-2319 |

**Finance Committee**

|                     |  |          |
|---------------------|--|----------|
| Alice L. Darlington |  | 655-3014 |
| Geoffrey Hancock    |  | 282-8708 |
| Thomas Mulkern      |  | 282-8708 |
| Susan Witonis       |  | 655-4426 |

**General Assistance Fair Hearing Authority**

|               |  |          |
|---------------|--|----------|
| Gary Locke    |  | 627-4992 |
| Ralph Maines  |  | 627-4743 |
| Patricia Troy |  | 627-4501 |

**Open Space Commission**

|                 |  |          |
|-----------------|--|----------|
| Eric Dibner     |  | 627-4369 |
| Frank Kantor    |  |          |
| Barbara York    |  | 627-4655 |
| Thomas Peaslee  |  | 655-5321 |
| Keith Morehouse |  | 627-1143 |

**Parks Advisory Commission**

|                  |  |          |
|------------------|--|----------|
| Olivia Francis   |  | 627-4988 |
| Robert Francis   |  | 627-4988 |
| Lucille Griffin  |  | 627-4515 |
| Michelle Brenner |  | 627-7069 |
| Beth Latsey      |  | 627-4187 |
| Janis McGrath    |  | 655-3523 |
| Patricia Troy    |  | 627-4501 |

### **Planning Board**

|                           |          |
|---------------------------|----------|
| James Macklin             | 627-6975 |
| Ted Beckner               | 631-0871 |
| Ray Grant                 | 655-2438 |
| Lynne Potter              | 627-4433 |
| M. Stanley Buchanan       | 356-9200 |
| Edward Phipps - Alternate |          |

### **Recreation Committee**

|                     |           |
|---------------------|-----------|
| Martha Brewer       | 776-90456 |
| Martha Crockett     |           |
| K. Matthew Hancock  | 627-4129  |
| Rosemary Snow       |           |
| Alison Duprey       | 627-3171  |
| Raquel Gerry        | 627-2209  |
| Paula Grace         |           |
| Christopher Herrick | 655-5431  |
| Rae-Anne Nguyen     |           |

### **SAD 61 Board of Directors**

|                     |      |          |
|---------------------|------|----------|
| Philip Shane        | 2017 | 627-4214 |
| M. Stanley Buchanan | 2019 | 655-6276 |
| Thomas Hancock      | 2018 | 627-4181 |

### **Veterans' Memorial Committee**

|                 |          |
|-----------------|----------|
| Pamela Grant    | 635-2438 |
| Lucille Griffin | 655-4733 |
| Irene Morton    |          |
| Margaret Dilley | 627-2291 |
| Richard Thorpe  |          |

### **Zoning Board of Appeals**

|                  |          |
|------------------|----------|
| Theresa Linnell  | 627-7300 |
| Stephen Linne    | 939-6917 |
| Pat Troy         | 627-4501 |
| Trevor Tidd      | 627-4523 |
| Geoffrey Hancock |          |



**House of Representatives**  
**District 66**  
Jessica L. Fay  
141 Spiller Hill Road • Raymond, ME 04071

House of Representatives  
2 State House Station  
Augusta, ME 04333-0002  
Cell: (207) 415-4218  
1-800-423-2900  
TTY Please use Maine Relay 711  
Legislative Website:  
<http://legislature.maine.gov.housedems/fayj/index.html>  
Email: [Jessica.Fay@legislature.maine.gov](mailto:Jessica.Fay@legislature.maine.gov)

**House of Representatives**  
**District 67**  
Susan Austin  
136 Yarmouth Road • Gray, Maine 04039

House of Representatives  
2 State House Station  
Augusta, ME 04333-0002  
Home: (207) 657-4100  
(207) 287-1440  
1-800-423-2900  
TTY (207) 287-4469  
Email: [Sue.Austin@legislature.maine.gov](mailto:Sue.Austin@legislature.maine.gov)

**The Senate**  
Senator Bill Diamond  
10 Crown Point • Windham, Maine 04062

The Senate  
3 State House Station  
Augusta, ME 04333-0003  
(207) 287-1503  
1-800-423-6900  
TTY (207) 287-1583  
<http://www.state.me.us/legis/senate>  
Email: [William.Diamond@legislature.maine.gov](mailto:William.Diamond@legislature.maine.gov)

Dear Friends:

It is an honor to represent Maine in the United States Senate. I am grateful for the trust the people of our State have placed in me and welcome this opportunity to share some key accomplishments from this past year.

Maine has the oldest average age in the nation. As Chairman of the Senate Aging Committee, my top three priorities for the Committee are fighting fraud and financial abuse directed at our nation's seniors, increasing investments in biomedical research, and improving retirement security. Following the Committee's investigation into skyrocketing prescription drug costs, I authored bipartisan legislation to foster generic competition, which was signed into law. The Aging Committee's toll-free hotline (1-855-303-9470) makes it easier for seniors to report suspected fraud and receive assistance. To support the 40 million family caregivers in the United States, I am proud to have authored the RAISE Family Caregivers Act to create a coordinated strategy to support family members who make countless personal and financial sacrifices to care for their loved ones.

The opioid crisis touches families and communities across our state. As a member of the Appropriations Committee, I fought for significant increases in funding to support community, law-enforcement, and public health efforts. In April, the State of Maine was awarded over \$2 million to fight this devastating public health crisis. Additionally, I have authored legislation to support grandparents and other extended family members who are raising grandchildren as a result of the nation's opioid epidemic.

Biomedical research has the potential to improve and save lives, and also supports good jobs at research facilities here in Maine. Last year, the Appropriations Committee approved a \$2 billion increase for the National Institutes of Health for the third consecutive year. This includes an increase of nearly 30 percent for research on Alzheimer's, our nation's most costly disease. As founder and co-chair of the Senate Diabetes Caucus, I work to raise awareness of the threats posed by diabetes, invest in research, and improve access to treatment options. My bill to establish a national commission of health care experts on diabetes care and prevention was signed into law in 2017.

We owe our veterans so much. Last year, I worked to secure the authorization of a Community-Based Outpatient Clinic in Portland to support the health care of Maine's veterans in the southern part of our state. I also worked to secure funding extensions to help veterans throughout rural Maine receive health care within their communities. I also worked to secure funding for housing vouchers for veterans to reduce veterans' homelessness.

Maine's contributions to our national security stretch from Kittery to Limestone. I successfully advocated for critical funding for projects at the Portsmouth Naval Shipyard for construction of an additional ship that will likely be built at Bath Iron Works. This funding will strengthen our national security and preserve great jobs in our state.

As chairman of the Transportation and Housing Appropriations Subcommittee, I worked to increase funding for the TIGER program that has provided Maine with more than \$122 million for vital transportation projects. For housing, I worked to provide \$160 million to help communities protect children from the harmful effects of lead poisoning.

Growing our economy remains a top priority. I supported the comprehensive tax reform bill because it will help lower- and middle-income families keep more of their hard-earned money; boost the economy; and encourage businesses, both small and large, to grow and create jobs here in Maine and around the country. This legislation contains key provisions I authored that are important to Mainers, including preserving the deduction

for state and local taxes, expanding the deduction for medical expenses, and enabling public employees such as firefighters, teachers, and police officers, as well as clergy and employees of nonprofits, to make “catch-up” contributions to their retirement accounts. I led the effort to ensure that the tax cut will not trigger automatic budget cuts to Medicare or any other programs.

A Maine value that always guides me is our unsurpassed work ethic. As of December 2017, I have cast more than 6,500 consecutive votes, continuing my record of never missing a roll-call vote since my Senate service began in 1997.

I appreciate the opportunity to serve Cumberland County and Maine in the United States Senate. If ever I can be of assistance to you, please contact my Portland office at 207-780-3575 or visit my website at [www.collins.senate.gov](http://www.collins.senate.gov). May 2018 be a good year for you, your family, your community, and our state.

Sincerely,



Susan M. Collins  
United States Senator

Dear Friends of Casco:

Since being sworn into the Senate in 2013, I have made it my mission to address at the federal level the most important issues facing our great state. Working closely with my colleagues in the Maine Congressional Delegation, we've been able to successfully secure a number of legislative victories that support our state's economy, our rich traditions, and the hardworking people I am proud to represent. In an increasingly polarized Congress, my goal as an Independent is to put partisanship aside, build consensus and further common-sense solutions to address the needs of the American people. To this end, I have co-founded the Former Governors Caucus, a group of former state executives who are frustrated with legislative gridlock and eager to find bipartisan solutions. And as always, I aim to bridge the partisan divide by hosting barbeque dinners in Washington with colleagues ranging from Ted Cruz to Elizabeth Warren. If you know a person's children, then you see them as a mother or father and not a rival vote, and working to further personal dialogue and build relationships can lay the foundation for successful legislation.

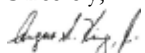
One of the accomplishments of which I am most proud is the legislative victory that protects our college students and their families from an expensive hike in student loan interest rates. In 2013, as students faced a significant spike in interest rates that would have taken thousands of dollars out of their pockets, I brought together colleagues from across the political spectrum to broker compromise legislation called the Bipartisan Student Loan Certainty Act. Thanks to this bill, students will save \$50 billion over the next 10 years by lowering their interest rates, which means that a student in Maine will now save between \$3,000 and \$6,000 over the life of their loan.

Being an Independent in the Senate has allowed me to make calls and vote on policies that are best for Maine, but it has also made it possible to play key roles in finding simple solutions and legislative fixes that make good commonsense to both parties. Of course, much of what we do in the Senate doesn't happen on the Senate floor, or even in committee. Instead, it involves working across all levels of government to ensure the State of Maine receives attention and support from the federal government. Take, for example, the opioid and heroin epidemic devastating communities across our state. While Congress has passed legislative solutions aimed at expanding access to medical treatment, I've also pressed for other changes that can be accomplished more quickly and make a more immediate difference in Maine. For example, I successfully urged the U.S. Department of Health and Human Services to increase the number of patients to whom a doctor can provide medication-assisted treatment, and in 2015 brought the Director of the Office of National Drug Control Policy to Brewer to meet directly with Mainers and hear their stories. I've also engaged law enforcement – including the Drug Enforcement Agency – to crack down on the production of opioids and work to limit their diversion. Together, Senator Collins and I helped pass the Northern Border Security Review Act to combat drug and human trafficking along our border with Canada. While the opioid epidemic is certainly our biggest public health crisis, job loss in Maine is still our number one economic problem and that's why we need to focus on bringing good paying jobs back to Maine and protecting the ones we still have. As a member of the Armed Services Committee, I teamed up with Senator Collins and Representative Poliquin to successfully secure a provision in the defense bill that can help domestic shoe manufacturers like New Balance. The three of us also worked together with the Department of Commerce to establish an Economic Development Assessment Team, known as an EDAT, to assist Maine's forest industry in the wake of several mill closures. We have an incredible spirit of innovation and ingenuity in Maine and I believe finding ways to invest in that spirit will reignite Maine's forest products sector and our economy. Part of our economic path forward must also include expanding access to high-speed broadband, which can help connect our businesses and communities to information and economic opportunities.


As a member of the Senate Armed Services and Intelligence Committees, I work to keep Maine and our nation safe. Part of that important work means continuing to work for funding for the construction of Navy ships that will be used to protect American interests across the globe. We all know that "Bath Built is Best Built," which is why I've fought to authorize funding for Navy ships built at BIW. The best way to preserve peace is by deterring war through unassailable strength, and to do that we must support our shipbuilders and our brave service members and invest in our military. I strive to meet this solemn responsibility every day as a member of these committees, which is why I hardly ever miss a hearing and take great care in overseeing the agencies sworn to keep us safe. Armed Services Chairman John McCain called me "one of the most serious and hard-working members" of the Committee, and that's a humbling compliment from a true American hero.

As always, please call or write me with thoughts or concerns with matters currently before Congress, or if you need assistance navigating a federal agency. Please call my toll-free line at 1-800-432-1599 or local office: (207) 622-8292, or write me on our website at [www.king.senate.gov/contact](http://www.king.senate.gov/contact). It is an honor and a privilege serving the people of Maine in the Senate, and I look forward to working with you in our search for a more perfect Union.

Sincerely,



Angus S. King, Jr., *United States Senator*



*Senator Bill Diamond*  
10 Crown Point  
Windham, ME 04062  
(207) 892-8941  
[diomondhollyd@aol.com](mailto:diomondhollyd@aol.com)

Dear Residents of Casco,

I hope 2018 finds you and your family doing well. It is an honor to represent you and this community as your state senator, and I look forward to working hard for Casco in the upcoming session.

Property tax relief remains a top priority for me, and the Legislature made great strides in 2017. This past year, my colleagues and I fought to increase the Homestead Property Exemption from \$15,000 to \$20,000, protected state funding for local services such as fire departments and road maintenance, and increased public K-12 education funding by \$162 million over the biennium. These efforts will decrease the pressure on municipalities to increase mil rates and ultimately reduce the property taxes that have been too high for too long.

Additionally, I would like to share some information about the state's unclaimed property list. "Unclaimed property" is money owed to Maine people by third parties, such as former employers, banks or utility companies. It could be from a forgotten account, an overpaid bill or uncollected wages, and could be unclaimed as a result of a change in name, addresses or bank account. Go to [www.maine.gov/unclaimed](http://www.maine.gov/unclaimed) or call 1-888-283-2808 to see if the state is holding any unclaimed property for you.

One of the best parts of being a legislator is bringing students into the State House to serve as Senate Pages. Pages assist legislators by handing out documents during the session, passing messages between senators, and performing other tasks critical to the legislative process. It's an excellent way to see Maine's government in action, and families can make a day of it by touring the State House and other nearby attractions. If you know of someone who may be interested, please reach out to my office.

I am always glad to hear from folks back in District 26. I can be reached by phone at (207) 892-8941 and by email at [diomondhollyd@aol.com](mailto:diomondhollyd@aol.com).

Sincerely,

A handwritten signature in cursive script that reads "Bill Diamond".

Bill Diamond  
Senate District 26



HOUSE OF REPRESENTATIVES  
2 STATE HOUSE STATION  
AUGUSTA, MAINE 04333-0002  
(207) 287-1440  
TTY: (207) 287-4469

**Susan M. W. Austin**

136 Yarmouth Road

Gray, ME 04039

Home: (207) 657-4100

E-MAIL: [Sue.Austin@legislature.maine.gov](mailto:Sue.Austin@legislature.maine.gov)

February 2018

Dear Friends & Neighbors:

As one of Casco's legislators, my gratefulness for the opportunity to work on the many pressing issues that require resolve in Augusta is ongoing. Should you wish to discuss any subject matter under scrutiny at the State House, or if you experience an impasse with respect to any State agency, I hope you will not hesitate to contact me.

Faced with an extensive list of carryover bills and new legislation accepted for consideration by legislative leaders, lawmakers are poised to make considerable headway over the coming months. Amongst the various topics to be addressed are adult-use (recreational) marijuana, shoring up the State budget, funding the voter-approved Medicaid expansion, solar and hydropower, tax reform, and a host of others. Needless to say, collaborative efforts from both sides of the aisle will be necessary in order to complete this agenda prior to our statutory adjournment date in April.

As a reminder, I want to encourage you to monitor the Legislature's Web site, <http://legislature.maine.gov/>, along with my regular e-newsletter, so that you can stay informed about the actions unfolding daily under the dome.

Again, thank you for the privilege of serving the good people of District 67. May you and your families enjoy a healthy and prosperous remainder of 2018!

Best wishes,

Susan M. W. Austin  
State Representative

District 67      portions of Gray, Raymond, Casco, and all of Frye Island

## TOWN OF CASCO

### SELECTBOARD

The Selectboard met during FY 2017 to oversee the business of the Town of Casco. During the year the Board addressed a number of issues.

Construction was completed on the new Town Office. Staff and operations moved to the new facility in November 2016 and held an open house for the public in December 2016.

Bonding for road construction was approved at Town Meeting in June 2016. The bond was designated to cover the Pleasant Lake/Parker Pond Dam, Johnson Hill, Edwards, Cooks Mills, Tenney Hill, Point Sebago, and Raymond Cape Roads. Construction was begun on the Johnson Hill and Edwards Roads.

The purchase of an eleven acre parcel of land with shore frontage on Parker Pond, abutting Casco Central Station, was approved at June 2016 Town Meeting. A subcommittee was appointed by the Selectboard to review future uses of the land.

The addition of a seasonal Shoreland Zoning Coordinator to assist the Code Enforcement Officer due to the extensive waterfront in Casco was approved at Town Meeting in 2017.

The topic of foreclosed properties due to unpaid taxes was on the agenda for many meetings during the year. The Board worked with property owners to redeem properties when possible, and to abate taxes due to poverty and infirmity when necessary. Extensive discussions were held about the best price at which to sell foreclosed property and how to get junky yards and uninhabitable properties cleaned up. The Open Space Commission reviewed all foreclosed properties and recommended wetland areas to be retained by the Town for open space.

The Pleasant Lake Parker Pond dam was completed. Representatives from Casco, Otisfield and the Pleasant Lake Parker Pond Association were appointed to oversee maintenance of the dam.

Concerns for the status of the leach field serving the Community Center, Library and Salon were raised. A plan to create a new leach field and modify septic tanks using Tenney Hill Reparation Funds was approved.

Ongoing topics of concern for the Selectboard are cell phone dead zones, vehicles exceeding the speed limit, senior housing and future of the Grange Hall.

Respectfully submitted,  
Holly B. Hancock, Chair



**TOWN OF CASCO**  
**DEATHS**  
**July 1, 2016 - June 30, 2017**

| <b>NAME</b>                 | <b>DATE OF DEATH</b> |
|-----------------------------|----------------------|
| Alan L. Aschoff             | 1/21/2017            |
| Leonard Edward Bickford Sr. | 4/2/2017             |
| Norma Eva Breton            | 2/11/2017            |
| Richard Eugene Bridges      | 12/5/2016            |
| James Edward Budroe Sr.     | 2/5/2017             |
| Delbert B. Burgess Jr.      | 9/8/2016             |
| William Frank Caswell Jr.   | 9/7/2016             |
| Myrtie L. D'Ascanio         | 6/16/2017            |
| Curtis H. Danley            | 7/27/2016            |
| Lolita Lord Davidson        | 3/4/2017             |
| Deborah A. Demers           | 3/4/2017             |
| Kaden A. Fecteau            | 7/26/2016            |
| Marion B. Flanagan          | 8/26/2016            |
| Constance Gallant Flint     | 7/29/2016            |
| Michael David Geary         | 7/16/2016            |
| Eugene E. Gerry             | 9/18/2016            |
| Becki Jane Hodgkin          | 3/1/2017             |
| Arnold Edward Inman         | 6/5/2017             |
| Grace Constance Kuusela     | 2/16/2017            |
| Paul Austin Lagasse         | 1/2/2016             |
| Irma C. Lovell              | 12/20/2016           |
| Katherine Florentine McGill | 2/27/2017            |
| Gary E. McGraw              | 3/3/2017             |
| Wesley M. McLellan          | 7/26/2016            |
| Robert J. Morin             | 7/3/2016             |
| Alexander Pallang III       | 1/6/2017             |
| Joseph Arthur Pelletier     | 11/28/2016           |
| Gladys C. Polland           | 11/28/2016           |
| Donald D. Raymond           | 11/30/2016           |
| Priscilla T. Rocheleau      | 5/23/2017            |
| Susan E. Rose               | 2/14/2017            |
| Bradley S. Secord           | 4/6/2017             |
| Harold S. Small             | 10/26/2016           |
| Donald Robert Smith         | 1/16/2017            |
| Norman James Strobel Jr.    | 11/27/2016           |
| Ora Oliver Strout Jr.       | 5/24/2017            |
| Katherine M. Sweeney        | 5/20/2017            |
| Anita L. Tuttle             | 11/1/2016            |
| Nancy L. Winslow            | 9/26/2016            |
| Helene Adelle Wright        | 10/23/2016           |

**TOWN OF CASCO**  
**MARRIAGES**  
**July 1, 2016 - June 30, 2017**

| NAMES   | DATE OF MARRIAGE |
|---|------------------|
| Megan Lyn Swanton & David Rodney Bennett              | 7/2/2016         |
| Jonathan Davis Rogers & Angela Marie Young            | 7/2/2016         |
| Caitlyn Gabrielle LaPorte & Dugan James McKenzie      | 7/3/2016         |
| Meredith Lorraine Eldridge & Steven Mark Matza        | 7/9/2016         |
| Caitlyn Elaine Griffin & Giovanni Riccardo Milano     | 7/16/2016        |
| Andrea Marie Gowen & Christopher Lee McCourt          | 7/23/2016        |
| Catherine Amanda Faust & Todd Michael Berry           | 7/30/2016        |
| Leanne Marie Fasulo & Tyler Aaron David Oren          | 7/31/2016        |
| Courtney Shannon Robinson & Casey Patrick DeGust      | 8/13/2016        |
| Kendyl Elyse Trinquet & Garrett Marshall Colton Mills | 8/20/2016        |
| Brett King Harris & Matthew Colin Hagerty             | 9/3/2016         |
| Leah Marie DeGregorio & Michael Shawn MacDonald       | 9/10/2016        |
| Eric Richard Becker & Erica Jo Hunzelman              | 9/10/2016        |
| Laurie Lee Attwood & Travis Lynn Corson               | 9/10/2016        |
| Virginia Lee McDonough & Derek Reed Marshall          | 9/10/2016        |
| Stephanie Brooks & Byron Wesley Manchester            | 9/17/2016        |
| Rebecca Margaret Cole & Cory Edwards Abrams           | 9/17/2016        |
| Jennifer Leigh Morton & Daniel Willard Burnell        | 9/23/2016        |
| Anne Elyse Atkinson & Jason Richard Miller            | 9/24/2016        |
| Monica Beck Emmons & John Franklin England            | 10/7/2016        |
| Dianna Marie Caiazzo & Stephen John Desnoyers         | 10/8/2016        |
| Pauline Violet McCann & Jacob Harry Levinsky          | 10/22/2016       |
| Roberta Louise Frost & Kirk Stuart Noble              | 11/5/2016        |
| Janelle Marie Joyal & Patrick Ryan Drake              | 11/5/2016        |
| Jennifer R. Breton & Karine Poirier                   | 1/18/2017        |
| Nadia Amber-Marie Wesley & Ryan Ford Chute            | 1/21/2017        |
| Kristen Marie Germain & Raymond James Morasse         | 2/18/2017        |
| Tyra Lee Kenison & Todd David Thomas                  | 5/2/2017         |
| Catherine Anderson Dysert & Brian John Rayhack        | 5/7/2017         |
| Misti Marie Gray & Dean James Hafford                 | 5/13/2017        |
| Darina Goulashvill & Preston Matthew Strosnider       | 5/20/2017        |
| Courtney Lynne Estes & Ryan Anthony Thoits            | 6/10/2017        |
| Erica Weinstein Frenkel & David Aaron Klein           | 6/17/2017        |
| Ashlee Jean Clements & John Michael Maloney           | 6/22/2017        |

**Resident Hunting And Fishing Licenses:**

|                                 |     |
|---------------------------------|-----|
| Archery                         | 11  |
| Expanded Archery                | 3   |
| Combination Hunting and Fishing | 68  |
| Fishing                         | 152 |
| Hunting                         | 37  |
| Junior Hunting                  | 7   |
| Bear Permit                     | 3   |
| Complimentary Over 70           | 2   |
| Duck Stamp                      | 3   |
| Coyote                          | 5   |
| Small Game                      | 0   |
| Muzzleloader                    | 8   |
| Pheasant                        | 1   |
| Turkey                          | 6   |
| Superpack                       | 3   |

**Non-Resident Hunting And Fishing Licenses:**

|                                 |    |
|---------------------------------|----|
| Combination Hunting and Fishing | 1  |
| Fishing                         | 33 |
| Junior Fishing                  | 0  |
| Hunting                         | 1  |
| Archery                         | 0  |

**Milfoil Stickers:**

|              |    |
|--------------|----|
| Non-Resident | 37 |
|--------------|----|

**Boats** 659

|              |              |     |
|--------------|--------------|-----|
| <b>ATV's</b> | Resident     | 144 |
|              | Non-Resident | 17  |

**Snowmobiles**

|              |     |
|--------------|-----|
| Resident     | 212 |
| Non-Resident | 13  |

**Dog Licenses:**

|                     |     |
|---------------------|-----|
| Male and Female     | 56  |
| Neutered and Spayed | 380 |
| Kennels             | 0   |

## **PARKS AND RECREATION DEPARTMENT**

The Recreation Department is a creative, growing and vital part of the town, where residents can participate in year-round, unique, quality programs for a healthy lifestyle. These programs offer participants affordable opportunities for a wide variety of passive and active recreation. The individuals who participate in programs vary in terms of interests, talents, and abilities. The Recreation Department continues to grow, monitor, and expand our programs, in order to meet the needs of the community.

Soccer combined with Naples to kick off the fall season, with 5 first grade teams, 5 2nd and 3rd grade teams and 5 4th-6th grade teams. 45 kindergarteners showed off their skills on Monday afternoons. Karate classes were held at once a week at Songo Locks School, where children learned traditional martial arts, and much more. Field hockey was offered to children in grades 2 through 6. This program gives participants the opportunity to learn a new sport, develop skills, interact with Lake Region High School and Middle School teams, and play games against other communities.



The annual Veterans breakfast had a huge turnout this year! Thanks to the Top of the Hill Grill, Sweet Williams Maples Syrup, Watkins Flowers and many amazing volunteers the recreation department was able to provide a free breakfast for veterans in our community.

Hundreds of ghosts, goblins and ghouls gathered at the community center for an evening full of activities, games, magic show, haunted library and monstrous munchies. With the help of numerous volunteers, the Casco Library, Casco Fire department the Recreation Department was able to offer a safe environment for our children to enjoy Halloween.

The winter swim program continues to grow, American Red Cross classes at Colonial Mast Pool on Saturdays mornings. Instruction was offered for infants through level six. The response to these classes is enormous, classes are offered in the winter and spring. Summer swim lessons were offered at the Pleasant Lake Beach, for toddlers through adults.

Over one hundred families anxiously awaited the arrival of Mr & Mrs Claus to celebrate the holiday season on the Village Green last December. It was



great to see the community gather together, sing holiday songs to music provided by Lake Region Band, watch a performance by Mayberry Hill children, sip on hot chocolate, decorate cookies and create their own ornaments.



When the winter chill set in, hundreds of Casco residents headed to the hardwood. Pick-up games for adults, open gym, and youth basketball programs were offered at Casco gym. Local children had the opportunity to play in the Cape Elizabeth travel league, or refine their skills in a local league with Sebago, Bridgton and Naples. Travel teams were offered to boys and girls in 5th and 6th grade, Lake Region Youth Basketball offered kindergarten, 1st and 2nd graders

an instructional 7 -week clinic, while 3rd, 4th, 5th, and 6th, grade leagues were separate. The basketball program had over 100 participants and continues to grow. Congratulations to the Casco boys and Coach Gerry Boys 5-6 Champions!

Casco's baseball and softball program had a very successful season. The baseball league fielded one major team, one minor team, two rookie teams and 40 youngsters enjoyed t-ball. Casco fielded three teams within the three divisions of the girls' softball league. Congratulations to Josh Robbins and his 10 & under softball team who won the Lake Region Championship! Tennis lessons were offered by Coach Chas Nichols, whose knowledge, experience and enthusiasm has brought the program to a different level and continues to grow.



The Easter Egg Hunt was well received and gets bigger every year. The event included an egg hunt on the village green, two winners of a large basket full of surprises and a visit from the Easter bunny.

Senior citizens continue to participate in numerous programs. Trips were taken to Fryburg fair, Sugarloaf Mountain foliage trip, a holiday trip to Portland for lunch and shopping at the Maine mall and then to the Magic of Christmas show, Pineland tour and luncheon, Better Homes and Garden Flower Show, Cabbage Island, luncheons at the Lake Region Vocational Center. Every Monday and Thursday at the Central Fire Station seniors got together and played bingo, cribbage, games and finished up the morning with a fantastic lunch.

Over 1300 free breakfast and lunches were provided to local families at the community center as part of a free summer lunch program provided by the Maine hunger initiative. Lunches are provided by Lake Region School District and served by local volunteers. This program not only provided nutrition and reading program, but also provides an environment for families to get together over the summer months. Families gather at the community center, have lunch, play games in the gym, pick up a book to take home while parents have a chance to gather and socialize.

The community center continues to bring citizens of all ages, interests and abilities together. The facility has been used for a number of private, civic, nonprofit and profit functions. Programs have been offered in aerobics, pick-up basketball, Pickleball, Volleyball, snowshoeing, senior fitness, First Aid classes, Hunter safety courses, atv and boating safety, Open gym basketball for Teens, Yoga, flu clinics, Mad Science afterschool program, youth dodgeball, Summer camps offered where; Mad Science, Maine Robotics, Basketball.



The Casco Recreation Department would like to thank Judy Morin for many years of support and dedication to Lake Region Athletics including the youth programs! We wish her many years of health and happiness in her retirement.

As always, special thanks must go out to the many volunteers who share their talents, time and leadership with the residents of Casco.



"Be informed, be involved, and make a difference"

Thank you,

Beth Latsey

## CASCO PUBLIC LIBRARY REPORT FOR TOWN OF CASCO FISCAL YEAR 2016-2017

July 2016 to June 2017 was a very busy time for the Casco Public Library. The Library serves as a hub for the community along with the Recreation Department and the Casco Village Church. Michelle Brenner serves as Director with Library Assistants Yvette Rheault and Wanda Vaughn-Carr. Computer usage and circulation of materials remained high, adult programs had increased participation and our storytimes were filled with children and their parents, caretakers and grandparents.

In 2017, Casco Public Library **celebrated 65 years** of serving the Casco Community! We held special programs including a Birthday Kickoff Party with 1952 trivia, monthly Throwback Thursday movies from 1952 like "Singing in the Rain" and a **Family Sock Hop** in April with the town's own code enforcement officer, Alex Sirois, playing the 50's tunes as our DJ! Events were planned for the rest of 2017 as well, including a celebration on the anniversary of the library's dedication in July, featuring author and businessman, Casco's own Kevin Hancock.

Downloading eBooks and audiobooks continues to be more and more popular. It is possible to do this for free through the Casco Public Library's website. As a part of the Maine State Library's system, the Library subscribes to the **Maine Infonet Download Library**. All you need is a current library account. The new platform from Bibliotecqua, *cloudlibrary*, offers more than 9,500 e-books and more than 5,300 audiobooks free to download to a computer, tablet, e-reader or smartphone. The Maine State Library also offers **Learning Express**, a website portal for digital literacy with more than 800 tutorials related to computer skills, job and career resources, business and legal assistance, health insurance and E-gov services. Check it out here: <http://www.maine.gov/msl/digital/index.shtml>

The Library has an **e-mail newsletter** that comes out at the beginning of each month. To be informed of the latest Library news as well as new and ongoing Library programs, click on the "contact us" tab on the Library's website, [www.casco.lib.me.us](http://www.casco.lib.me.us), and ask to be subscribed.

Our **book sale** continues to be a major attraction. Lots of newer titles and specialty books are donated regularly. We accept used books throughout the year and there is a full room of gently used books for sale during library hours. Books that are donated to the library may also be sold online to benefit the library or passed on to other organizations in need of books, including local elementary schools.

The Library houses a collection of more than 21,500 books, audiobooks, music CDs, DVDs and magazines. In January of 2016 we eliminated the imposition of late fines and instead give patrons the opportunity to donate if they can when items are not returned in a timely manner. This has improved patron relations and has not resulted in less funds as donations are freely

given. Want something we don't have? Through our **interlibrary loan** system we have access to materials from all over the state. It is a free service that we provide for our patrons!

Ongoing groups at the library include bi-monthly **Lego Club** gatherings, a **monthly book club** and a monthly **Color & Calm adult coloring** group which was started in the winter of 2015. The **quilters' group**, Needle Charmers, continues to hold open meetings at the library twice a month. Various committees, local groups and adult students made good use of our **meeting room**. This space is available to reserve. Call the library for more details.

**Movie Nights** occur at least once a month but often we have several screenings a month. Due to licensing restrictions we cannot advertise the title in local papers, but it is announced in our e-newsletter, posted on our website, on our Facebook page and in the Library. Subscribers to our newsletter will receive announcements for movies and all special kids' and family events. **Storytime** continues on Tuesday mornings with songs, stories and crafts.

We hold a workshop or class every month geared to adults. During the year we offered many choices, including an **e-reader class** at the library in conjunction with Crooked River Adult Ed., an **intro to genealogy** class with Julia Thibodeau, several **jewelry making classes** with Cyndy and Richard Martin of Cynthiamae designs, **painting and drawing classes** with our own trustee and artist Sue Pride, and several workshops where we learned ways to "upcycle" old books, something we have an abundance of!

Library Programs held included an interactive Summer Reading presentation by **Mad Science** attended by over 100 people and co-sponsored by the Library and Casco Recreation Dept. **Author Susan Poulin** visited the library on a hot summer day and presented an entertaining reading from her latest book *The Sweet Life*. CPL partnered with Naples Public Library to bring the Maine Humanities program **Let's Talk About It Book groups** to the libraries with the theme of "The American Sporting Experience". In September, Dawn Brown from **Second Chance Wildlife** presented a fascinating visual presentation about bear rehabilitation. In October, CPL offered an informative discussion of medical issues facing seniors during the winter months which was facilitated by two doctors who are Casco summer residents.

The **Telescope Project**, a program developed through Cornerstones of Science, continues. A powerful telescope can be borrowed for stargazing and in August each year the Library partners with Loon Echo Land Trust and Raymond Village Library for a special **"Star Party"** with a local astronomy expert during the Perseid Meteor Showers.

In October 2016, our seventh **Halloween Haunted Library** in collaboration with Casco & Naples Rec Depts' Halloween party at the Community Center was a huge success! Lots of costumed visitors came to experience the frightening tour. Volunteers are always welcome to help set up and provide the scares for the evening.

Fundraising is a continuing process that enables us to provide programming, take care of our library building, and keep the collection up to date. We are extremely grateful for the support our patrons give us through the **annual appeal**. The quilting group designed and sewed a gorgeous quilt entitled *Autumn in Casco* that they donated to be raffled off in a very successful fundraiser in the fall of 2016. Local artist and patron, Katherine Komich designed and created a mosaic entitled *Spirit & Soul* which she donated for another successful raffle in December of 2016. In addition to our book sale room, we have other fundraising efforts. An ongoing **bottle drive** to generate extra funds and bottles/cans can be dropped off in the bins in our foyer. Our **Treasure Table** continues as an ongoing fundraiser as well as our snack table.

Our online catalog can be accessed from our website [[www.casco.lib.me.us](http://www.casco.lib.me.us)] along with **MARVEL**, a collection of databases from encyclopedias to periodicals, book searches to kids' activities, all available for free 24/7. Links to sites of special interest including **Maine Infonet** (downloadable audio and e-books) are also available on our website. If you need assistance, stop by the library for a demonstration. And be sure to like us on Facebook and check us out on Twitter and Instagram.

The library has a faithful and **devoted group of volunteers** with a variety of necessary skills. They enable us to save thousands of dollars every year in bookkeeping, technological, maintenance and operational expenses. We are ever grateful for their contributions of time and talent. Volunteers contributed well over 1,500 hours of worktime in 2016.

We thank the Town of Casco for their continued support and also wish to thank our loyal patrons and citizens who continue to support the Library in many ways.

If you have any requests or questions, please contact Michelle at 627-4541 or via e-mail at [cascolibdirector@gmail.com](mailto:cascolibdirector@gmail.com).

Respectfully submitted,  
Michelle Brenner, Director

**Trustees:**

Karen Fancher  
Beth Hayden  
Ron Hawkes  
Celeste Hyer  
Sue Pride  
Randi Strathmann  
Janet VerPlanck

**Selectperson Representative:**

Mary Fernandes





Raffle winner Dec. 2016



Raffle winner Easter 2017





**Cumberland County Regional Assessing**  
25 Pearl Street, Portland, ME 04101  
207-699-2475 • cumberlandcounty.org  
**Renee Lachapelle, Director**



## **2017 Assessing Annual Report**

### **CURRENT STAFFING:**

|                     |  |
|---------------------|--|
| Assessor:           | Renée Lachapelle, CMA, CG #116<br>Cumberland County Director of Regional Assessing |
| Deputy Assessor:    | Bruce Kerns, CMA   |
| Assistant Assessor: | Christian Kuhn, CMA  |
| Appraiser:          | Benjamin Thompson, CMA   |
| Office Assistants:  | Elizabeth Bragdon and Wendy Longley  |

The Town Assessor, acting as an agent of the State, governed by State statute and local management policy, is responsible for maintaining accurate records of property ownership and the equitable valuation of taxable real estate and personal property located in the Town of Casco. Effective April 1 of each year, all real and personal property within the town is documented and updated for the annual commitment.

The department maintains permanent records setting forth:

- Title information
- Descriptions of land and buildings
- The valuation of all properties (taxable and exempt)
- Tax maps showing lot size
- Lists of all business personal property

Accurate record keeping of the property record cards, tax maps, deeds and transfer documents from the State is an ongoing process. Change in title from the deeds and declaration of value are processed on a monthly basis. Land splits and new subdivisions are processed and recorded on all of the property record cards. Tax maps are updated annually, as is information on the public website.

There are reimbursement programs and tax relief programs offered by the State and administered by the Assessor's Office, which may be applied to real estate and personal property valuations.

Real property exemption programs include Veteran, Homestead and Blind Exemptions. Personal property programs include Business Equipment Tax Reimbursement (BETR) and Business Equipment Tax Exemption (BETE). These forms and applications are available at town hall, in our offices in Portland, or on the Town's website under the Assessing Department.

## **CUSTOMER SERVICE**

It is our goal to provide excellent customer service to the taxpayers of Casco. We have a full time and a part time administrative assistant that answer phone calls and provide customer assistance. Our busiest walk in inquiries was right after the tax bills were sent out. We feel it is extremely important to have a real person to answer the phone call inquiries versus automated attendants.

## **Assessment and Tax Information 2017/2018**

|                             |  |
|-----------------------------|--|
| Tax Mil Rate:               | \$15.10  |
| Tax Payment Due Dates:      | Real Estate – October 11, 2017 & April 4, 2018 |
| Interest Rate:              | 7.0%   |
| Fiscal Year:                | July 1 to June 30                              |
| Assessment Date:            | April 1, 2017                                  |
| Commitment Date:            | August 23, 2017                                |
| Abatement Deadline:         | February 24, 2018 (185 days from Commitment)   |
| Certified Sales Ratio:      | 100%   |
| Real Estate Property:       | \$581,507,000                                  |
| Personal Property:          | \$ 11,923,570                                  |
| Total Valuation:            | \$593,430,570                                  |
| 2017/2018 Property Tax:     | \$8,960,802                                    |
| Real Estate Parcels:        | 3,334  |
| Personal Property Accounts: | 125  |

### Casco Valuation, Abatement & Overlay History

| Assessment Year | Tax Rate | Taxable Valuation Base | Tax For Commitment | Overlay   | Number of Abatements | Abatements Tax Amount |
|-----------------|----------|------------------------|--------------------|-----------|----------------------|-----------------------|
| 2013 Reval      | \$14.25  | \$592,510,888          | \$8,443,280        | \$144,806 | 240                  | \$221,230             |
| 2014            | \$14.55  | \$583,669,100          | \$8,492,385        | \$154,743 | 66                   | \$42,313              |
| 2015            | \$14.90  | \$587,759,223          | \$8,757,612        | \$118,128 | 56                   | \$48,345              |
| 2016            | \$14.90  | \$590,706,370          | \$8,545,523        | \$189,276 | 29                   | \$21,064              |
| 2017            | \$15.10  | \$593,430,750          | \$8,960,802        | \$81,076  | 12                   | \$3,056               |

### TOP FIVE TAXPAYERS 2017

| Taxpayer                               | Real Estate  | Personal Property | Total        | Taxes        |
|--|--------------|-------------------|--------------|--------------|
| Lawrence Gould Rev Trust               | \$10,939,000 | \$0               | \$10,939,000 | \$165,179    |
| Migis Lodge Realty LLC                 | \$9,774,700  | \$140,980         | \$9,915,680  | \$149,727    |
| Portland Natural Gas Transmission Syst | \$8,141,100  |                   | \$8,141,100  | \$122,931    |
| Casco Properties LLC                   | \$7,259,500  | \$199,770         | \$7,459,270  | \$112,635618 |
| Central Maine Power Company            | \$6,651,600  | \$0               | \$6,651,600  | \$100,439    |

### Sales Ratio & Quality Rating History

| YEAR | CERTIFIED RATIO | QUALITY RATING |
|------|-----------------|----------------|
| 2013 | 100             | 10             |
| 2014 | 100             | 11             |
| 2015 | 100             | 9              |
| 2016 | 100             | 9              |

**Sales Ratio** – Is the assessed value in relation to sales price. Should not fall below 70%, determines the need for a revaluation.

**Quality Rating** – The difference in valuation between similar properties – Can't exceed a rating of 20, anything under 10 is considered a good rating.

### **Homestead Exemption Change for 2017**

This year the legislature approved an increase in the homestead exemption from \$15,000 to 20,000. The benefit to the taxpayer will be a \$302 reduction in their annual tax bill based on the current mil rate. Last year it was benefit was \$225. Casco currently has 742 qualified homestead applications.

### **Vision CAMA System**

Vision will be upgrading their software to version 8 over the next two years. This upgrade will replace the current software at a cost to the town of \$15,000. The county pays for all software updates and annual maintenance fees. Due to the cost associated with the new software upgrade I have been researching other CAMA software and conversion costs.

### **Mapping**

The tax map changes are complete and we are in the process of printing the 2017 updated tax maps. I expect the update to the GIS maps will be coming very soon. These updates are provided from the mapper directly to CAI for the annual update.

### **Permit Reviews**

Our office will follow up with permit reviews and inspections. The office has completed the fall property reviews and updates. The next follow up will be in March of 2018.

### **Personal Property**

The office has processed all of the personal property business reimbursement filing to date. These returns are due to the state by December 31, 2017.

### **Cumberland County Regional Assessing Program**

The town of Gorham joined the regional assessing program in June of this year. They have 7,304 real estate parcels and 325 personal property accounts. The county added one full time certified main assessor and a part time office clerk due to the expansion.

FISCAL YEAR 2017  
TOWN OF CASCO  
PLANNING BOARD  
APPLICATIONS

| A  |            | B          | C   | D   | E  |
|----|------------|------------|---|---|--|
| 1  | DATE       | MAP/LOT    | APPLICANT                                   | REQUESTED RELIEF  | CONCLUSION   |
| 2  |            |            |   |   |  |
| 3  | 11/14/2016 | M9/L8-1A   | Malleus Deos, LLC/Kevin Hynes               | Amendment to Approved Subdivision   | Approved as submitted. Details are on file in the Town Office.                         |
| 4  |            |            |   |   |  |
| 5  |            |            |   |   |  |
| 6  |            |            |   |   |  |
| 7  |            |            |   |   |  |
| 8  | 11/14/2016 | M37/L12    | Corrin Conforte & Shirley Greeley           | Site Plan application to permit a change of use from a Residential use to a commercial use. Premises will be known as Kindred Farms and will primarily be a bakery. | Approved subject to conditions. Details and conditions are on file in the Town Office. |
| 9  |            |            |   |   |  |
| 10 |            |            |   |   |  |
| 11 |            |            |   |   |  |
| 12 |            |            |   |   |  |
| 13 |            |            |   |   |  |
| 14 |            |            |   |   |  |
| 15 | 3/16/2017  | M16/L14&15 | Daniel Bannon/Baker                         | Site Plan application to permit earthmoving, dock expansion and a Shoreland Project Permit  | Approved subject to conditions. Details and conditions are on file in the Town Office. |
| 16 |            |            | Design Consultants on behalf of Migis Lodge |   |  |
| 17 |            |            |   |   |  |

FISCAL YEAR 2017  
TOWN OF CASCO  
ZONING BOARD OF APPEALS

|    | A          | B           | C                          | D                     | E  | F | G | H |
|----|------------|-------------|----------------------------|-----------------------|--|---|---|---|
|    | DATE       | MAP/LOT     | APPLICANT                  | REQUESTED RELIEF      | CONCLUSION   |   |   |   |
| 1  | 7/18/2016  | M 26/L 7    | Mark Vasapolli             | Dimensional Variance  | Variance Denied to permit a setback reduction as the applicant is selling property and does not know what the use will be.                   |   |   |   |
| 2  |            |             |                            |                       | Setbacks are use dependent for this property.  |   |   |   |
| 3  |            |             |                            |                       |  |   |   |   |
| 4  |            |             |                            |                       |  |   |   |   |
| 5  |            |             |                            |                       |  |   |   |   |
| 6  |            |             |                            |                       |  |   |   |   |
| 7  |            |             |                            |                       |  |   |   |   |
| 8  |            |             |                            |                       |  |   |   |   |
| 9  | 11/21/2016 | M 40/L 10   | Carol (Dunphe)             | Administrative Appeal | Appeal Denied. The Zoning Board of Appeals upheld the CEO's denial of building permit.   |   |   |   |
| 10 |            |             | Demakis                    |                       |  |   |   |   |
| 11 |            |             |                            |                       |  |   |   |   |
| 12 |            |             |                            |                       |  |   |   |   |
| 13 | 3/20/2017  | M 55/L 11   | Mark Kingston              | General Variance      | Variance Denied to permit construction of garage in Shoreland  |   |   |   |
| 14 |            |             |                            |                       |  |   |   |   |
| 15 |            |             |                            |                       |  |   |   |   |
| 16 | 5/15/2017  | M 11/L 17-4 | Justin Smith & Emily Coyer | General Variance      | Variance Granted to permit a 26' front setback reduction to allow construction of 34'x50' garage in the Residential portion of the property. |   |   |   |
| 17 |            |             |                            |                       |  |   |   |   |
| 18 |            |             |                            |                       |  |   |   |   |
| 19 |            |             |                            |                       |  |   |   |   |
| 20 |            |             |                            |                       |  |   |   |   |
| 21 |            |             |                            |                       |  |   |   |   |
| 22 | 6/26/2017  | M 22/L 48   | Dan Vallee & Hugh Solari   | Administrative Appeal | Appeal Granted. The Zoning Board of Appeals determined the CEO issued a Permit for a Dock in a Common Area erroneously.                      |   |   |   |
| 23 |            |             | Re Plourde dock            |                       |  |   |   |   |
| 24 |            |             |                            |                       |  |   |   |   |
| 25 |            |             |                            |                       |  |   |   |   |
| 26 |            |             |                            |                       |  |   |   |   |
| 27 |            |             |                            |                       |  |   |   |   |



**TOWN OF CASCO**  
**CODE ENFORCEMENT OFFICE**  
635 MEADOW ROAD  
CASCO, MAINE 04015

**REPORT OF THE CODE ENFORCEMENT OFFICER**

Building, Plumbing, Shoreland Project, Home Occupation, and Mooring Permits issued by the Casco Code Officer, Building/Plumbing Inspector, and Harbor Master Alex Sirois for July 1, 2016 through June 30, 2017 are as follows:

**Building Permits (dwellings, additions, decks, garages, sheds, etc.): 111**

**Shoreland Zoning Permits (docks, tree cutting, erosion control projects, etc.): 55**

**Demolition Permits: 3**

**Subsurface Wastewater Permits (septic systems): 42**

**Internal Plumbing Permits: 34**

**New Mooring Permits: 6**

**Home Occupation Permits: 7**

**Recycler Permits: 2**

**Permits Denied: 1**

**Sign Permits: 1**

**Certificate of Occupancy: 25**

The duties of the Code Enforcement Officer (CEO) continue as Building Inspector (BI), Licensed Plumbing Inspector (LPI), and Harbor Master. The Building and Plumbing Inspector responsibilities include permitting and compliance with applicable local, state, and federal codes for all commercial and residential construction and remodeling in Casco.

The Code Officer grants permits for activity such as; any construction, dock installation, tree cutting, shoreline restoration, individual tenting or RV camp sites, and other activity in the Shoreland Zone (SLZ). Note that all permits required by the Department of Environmental Protection (DEP) must also obtain a local SLZ permit before starting projects. The DEP requires that contractors working within the SLZ be certified by the DEP to do so. A list of SLZ certified contractors can be found on the State DEP website.

Besides building, septic and plumbing permits, landowners should check the Zoning Ordinance for permits and standards required for all the Zoning Districts including the Stream & Wetlands and Floodplain Zones, commercial and home occupation businesses, timber harvesting, clearing and conversion of forested land over a half-acre for fields or building sites, signs, demolition of structures, junkyards, etc. The CEO Page on the Town website, [www.cascomaine.org](http://www.cascomaine.org) is continually updated with codes, permit forms, links, and notices. Any construction near Sebago Lake, especially septic systems within 200-feet, require permitting or notification with the Portland Water District.

Owners and contractors, who are both liable for construction and land use violations, should consult with the CEO on project permitting requirements. Homeowners who obtain a permit or authorize an agent such as their contractor, must make sure the permit placard is displayed on site and visible to the road. After-the-fact permits may be granted by the CEO but require a doubled permit fee penalty. Blatant disregard of permitting can result in substantial fines levied by the Selectboard and when necessary include structure removal or expensive replanting and remediation conditions.



**TOWN OF CASCO**  
**CODE ENFORCEMENT OFFICE**

635 MEADOW ROAD  
CASCO, MAINE 04015

Permit copies are kept in the Tax Map and Lot files at the Town office and are routinely reviewed by realtors, title attorneys, surveyors, mortgage companies, appraisers, and the Town Assessor. Lack of permits often results in difficulty for completing property sales involving loans as well as a number of other issues.

The town is now using a public online GIS server which can be accessed from the website. This will allow citizens to search for property information, zoning, and tax maps much easier. For more information on the GIS system please contact the Town Office. We are now also notifying direct abutters via postcard when a permit is issued. You can also find an updated permit log on the Town's website.

Please feel free to contact me with any concerns or questions about waterfront or land use activities.

Sincerely,

A handwritten signature in blue ink, appearing to read 'A. Sirois'.

Alexander L. Sirois  
Code Enforcement Officer  
Town of Casco, Maine



# Casco Fire Rescue

635 Meadow Road, Casco, Maine 04015

Acting Chief of Department Brian S. Cole



April 25, 2018

To: Residents of Casco, Town Manager David Morton and the Selectboard

From: Brian Cole

I am pleased to present this annual report to the residents of the Town of Casco. Our department had another record setting year with 699 emergency calls for service. That is a one year increase of approximately 2.25% and a 3 year increase average of nearly 10%. 456 of those calls were medical emergencies and 243 were fire related emergencies. Many of the medical emergencies were supported by the response of additional resources such as a fire engine, heavy rescue or other department equipment.

We have invested heavily in personnel training to provide the best services possible for the residents and guests in the Town of Casco. That being said, we continue to struggle with staffing shortages. This is not a new problem or a surprise to the management team. We continue to recruit and try to retain staff and we're constantly evaluating our practices to make sure we're doing all we can. Our daytime continues to be the toughest time to ensure emergency services coverage, our Per-Diem staffing continues to be an asset to our operation. The amount of time invested by the management team to keep our operation running is staggering. I estimate it takes up to 80 hours per week, or 2 full-time employees. The standards of care continually increase along with employee health and safety standards and I would not be able to do that without the dedication and support from my officers and staff. I would like to publicly thank each and every one of them and applaud their dedication and commitment to the town and everyone who lives or visits us.

I am excited to see what 2018 brings us! We are forming a committee to start planning for our new fire apparatus. We hope to build a design that will replace 2 pieces of aging equipment. I would like to thank the town manager and the selectboard, and most importantly the residents of Casco, who are always so supportive of our operations.

Respectfully,

Chief Brian Cole

## CASCO/NAPLES TRANSFER STATION COUNCIL REPORT

The Casco/Naples Transfer Station and Bulky Waste sites provided efficient waste disposal services throughout the fiscal year from July of 2016 through June of 2017 for the Towns of Casco and Naples, co-owners of both operations, and for Otisfield at the Bulky Waste site. The Transfer Station has served Casco residents since 1990 and Naples residents since 1994 when, in addition, the Bulky Waste site opened for both towns as well as Otisfield.

924.02 tons of municipal solid waste (MSW) were sent to **ecomaine** for disposal as waste to energy for South Portland and Gorham homes during **ecomaine's** fiscal year 2017. In addition, 193.38 tons of mixed recyclables were collected and sent, taking that tonnage, over 17%, out of the waste disposal cost for Casco taxpayers. Together the total tonnage of municipal solid waste with mixed recyclables was 1,117.40 tons.

These figures represent only the waste disposed of through **ecomaine**; in other words, these figures represent Casco's share of the waste disposed of through the Transfer Station. As can be seen from these numbers, disposing of waste through recycling at the two single stream compactors significantly reduces the cost of our waste disposal at **ecomaine** since recycling doesn't cost us in tip fees. Our only cost is for the haul to **ecomaine** and the compactors significantly reduce the number of trips made. After many years of hard use, both the trash compactor and the bucket loader were replaced.

The waste that has gone over the scale at the Bulky Waste site includes mixed building demo, porcelain, roof shingles, sheetrock, tires, yard waste and wood, and has been handled with the objective of obtaining the lowest cost for disposal for the member towns. On April 23, 2016, we welcomed our new Facility Administrator, John Kimball, who has now been with us for almost two years.

Residents can continue to obtain coupons for the free disposal of 2000 pounds of bulky waste each year from September through August of the following year. Once the coupons for the year have been used, the resident must pay the disposal costs.

The Town of Casco's website has a section that gives information about both the Transfer Station and Bulky Waste, including a map of the different locations at Bulky Waste for disposal of various materials so that users can plan how to load materials efficiently into their vehicles to avoid having to sort and separate on site. The web page also gives days and hours of operation as well as what can be disposed of at both sites. In addition there is a free app available from **ecomaine** called **ecomaine RECYCLOPEDIA** that gives answers about where to recycle different items.

**It is important to note that when a public holiday falls on a Monday, Wednesday or Friday, the Bulky Waste Site will be closed on the following day to allow employees to have that holiday, although a day late. The Transfer Station will remain open.**

The regular meetings of the Casco/Naples Transfer Station Council take place, as needed, on the second Thursday of each month. We welcome the public at our meetings.

Respectfully Submitted,  
Alice Darlington, Chairman  
March 2018

**VENDORS PAID OVER \$2,000  
JULY 1, 2016 TO JUNE 30, 2017**

| Vendor Name                             | Amount Paid |  |
|---|-------------|--|
| Portland Glass Portland                 | \$2,050.47  |  |
| Tree House Graphics                     | \$2,060.27  |  |
| Cardinal Printing Company               | \$2,141.83  |  |
| Custom Concepts, Inc                    | \$2,200.00  |  |
| Learnard, Robert G.                     | \$2,200.00  |  |
| Ward Water, Inc                         | \$2,240.00  |  |
| Smith, Nathan D.                        | \$2,250.00  |  |
| Aerial Survey & Photo, Inc              | \$2,300.00  |  |
| State Wide Cleaning                     | \$2,350.00  |  |
| Sebago Lakes Region COC                 | \$2,350.00  |  |
| SMCC/MFSI                               | \$2,400.00  |  |
| United Ambulance Service                | \$2,435.00  |  |
| Maine Air Power, Inc.                   | \$2,498.60  |  |
| Thompson Lake Environmental Association | \$2,500.00  |  |
| Kendall, Kevin M.                       | \$2,500.00  |  |
| Overhead Door Company                   | \$2,527.01  |  |
| Physio-Control, Inc.                    | \$2,546.52  |  |
| Pineland Carpets                        | \$2,572.08  |  |
| Cummins Northeast, LLC                  | \$2,597.16  |  |
| Atlantic Partners EMS                   | \$2,624.00  |  |
| Cabbage Island Clam Bakes               | \$2,700.00  |  |
| Mad Science of Maine                    | \$2,732.50  |  |
| MPX                                     | \$2,803.42  |  |
| Door Control, Inc                       | \$2,855.00  |  |
| Fail Safe Testing, LLC                  | \$2,862.40  |  |
| Admiral Fire & Safety, Inc              | \$2,882.43  |  |
| CAI Technologies                        | \$2,900.00  |  |
| New England Earthworks, Inc             | \$2,900.00  |  |
| White Sign                              | \$2,915.86  |  |
| Burgess Technology Services             | \$3,006.86  |  |
| Walmart Community/GEGRB                 | \$3,052.46  |  |
| OTT Communications                      | \$3,058.49  |  |
| Verizon Wireless                        | \$3,135.41  |  |
| Portland Paper Products                 | \$3,158.86  |  |
| Telrepco                                | \$3,245.00  |  |
| Muddy River Signs, LLC                  | \$3,445.00  |  |
| Wells Fargo Financial Leasing           | \$3,479.16  |  |
| W. B. Mason Company, Inc                | \$3,592.23  |  |

**VENDORS PAID OVER \$2,000  
JULY 1, 2016 TO JUNE 30, 2017**

|                                     |            |  |
|-------------------------------------|------------|--|
| Casco-Naples Senior Meal Site       | \$3,700.00 |  |
| Harrison Shrader Enterprises        | \$3,781.28 |  |
| Hygrade Business Group, Inc         | \$3,827.74 |  |
| Thomson Reuter - West               | \$3,890.00 |  |
| Smith Office Systems                | \$3,919.26 |  |
| Otisfield, Town of                  | \$3,931.74 |  |
| Maine Health Care at Home           | \$4,000.00 |  |
| Pleasant Lake & Parker Pond Assoc.  | \$4,000.00 |  |
| Time Warner Cable                   | \$4,013.48 |  |
| Coastal Traffic, Inc                | \$4,089.00 |  |
| Greater Portland Council of Governm | \$4,129.48 |  |
| Budget Blinds                       | \$4,527.00 |  |
| Sports Fields, Inc.                 | \$4,577.90 |  |
| Double T Fence                      | \$4,710.00 |  |
| Subsurface Water                    | \$4,842.50 |  |
| GT Overhead Door                    | \$4,850.00 |  |
| Staples Credit Plan                 | \$4,882.70 |  |
| Pit Stop Fuels                      | \$4,998.10 |  |
| Opportunity Alliance                | \$5,000.00 |  |
| Moxcey, Shannon L.                  | \$5,000.04 |  |
| Animal Refuge League of Greater     | \$5,163.96 |  |
| Fairpoint Communications            | \$5,360.65 |  |
| Stuart, Lyman K., III               | \$5,460.00 |  |
| General Code                        | \$5,498.40 |  |
| Fire Tech & Safety of New England   | \$5,627.68 |  |
| Sherwin-Williams, Co.               | \$5,747.83 |  |
| SYNCB/Amazon                        | \$5,804.85 |  |
| P & K Sand & Gravel, Inc            | \$5,934.00 |  |
| Bridgton News                       | \$6,337.00 |  |
| Treasurer, State of Maine           | \$6,681.00 |  |
| Q-Team, Inc                         | \$6,975.00 |  |
| BSN Sports                          | \$7,143.87 |  |
| Well Done Water Systems             | \$7,150.00 |  |
| Griffin Concrete Floors, Inc        | \$7,460.00 |  |
| Cumberland County Registry of Deeds | \$7,680.20 |  |
| Maine Modern Tile, LLC              | \$7,709.83 |  |
| Harris Computer Systems             | \$8,454.71 |  |
| Isaac N. Labbee Masonry Contr, Inc  | \$8,840.00 |  |
| Seacoast Security, Inc              | \$8,921.93 |  |
| Fredricks, Sandra G.                | \$9,440.00 |  |

**VENDORS PAID OVER \$2,000  
JULY 1, 2016 TO JUNE 30, 2017**

|                                     |             |  |
|-------------------------------------|-------------|--|
| Regional Transportation Program     | \$9,656.00  |  |
| Oxford, Town of                     | \$10,000.00 |  |
| RHR Smith & Company                 | \$10,400.00 |  |
| Bound Tree Medical                  | \$10,647.34 |  |
| Lost Corner Land Surveying, LLC     | \$10,892.50 |  |
| Five Star Landscaping, LLC          | \$11,245.00 |  |
| Standard & Poor's Financial Svcs    | \$11,500.00 |  |
| Moody's Investors Services, Inc     | \$11,500.00 |  |
| Pike Industries, Inc.               | \$11,944.76 |  |
| MBP Consulting                      | \$11,970.00 |  |
| Steve Swasey, Inc                   | \$12,025.00 |  |
| Moors & Cabot, Inc                  | \$12,130.00 |  |
| Modem Wavs, Inc.                    | \$13,176.02 |  |
| Mainely-Lou, LLC                    | \$13,492.50 |  |
| Harley Johnson Plumbing, Inc        | \$13,544.00 |  |
| Lake Region Television              | \$14,500.00 |  |
| Medical Reimbursement Services, Inc | \$14,697.01 |  |
| Engineering Assistance & Design, In | \$18,112.72 |  |
| Bergeron Protective Clothing        | \$18,255.91 |  |
| Office Resources, Inc               | \$23,118.33 |  |
| Dennis K. Burke, Inc                | \$23,648.89 |  |
| Cumberland County Finance Office    | \$24,435.00 |  |
| Jensen, Baird, Gardner & Henry      | \$25,160.29 |  |
| East Coast Service Center, Inc      | \$25,942.18 |  |
| Mains, Richard T.                   | \$26,875.00 |  |
| Glidden Excavating & Paving, Inc    | \$28,225.00 |  |
| Central Maine Power                 | \$28,737.91 |  |
| MEMIC                               | \$32,824.25 |  |
| Maine Municipal Association         | \$35,850.00 |  |
| Sebago Technics, Inc                | \$42,549.92 |  |
| Hughes Air Conditioning, Inc        | \$48,180.58 |  |
| Nealco Construction                 | \$53,575.00 |  |
| Eco Maine                           | \$59,920.85 |  |
| MOSES                               | \$60,082.28 |  |
| Casco Public Library                | \$68,773.00 |  |
| Morton Salt, Inc                    | \$68,900.38 |  |
| Gorham Sand & Gravel                | \$69,712.12 |  |
| Casco-Naples Transfer Station       | \$71,719.92 |  |
| Whiteley Electric, Inc              | \$71,968.43 |  |
| Kiesman Drywall, Inc                | \$80,560.00 |  |

**VENDORS PAID OVER \$2,000  
JULY 1, 2016 TO JUNE 30, 2017**

|                                  |                |  |
|----------------------------------|----------------|--|
| Casco-Naples Bulky Waste         | \$100,009.96   |  |
| Hancock Lumber, Inc              | \$121,043.35   |  |
| R N Willey & Sons, Inc           | \$217,943.40   |  |
| Maine Municipal Employees Health | \$228,276.16   |  |
| T Buck Construction, Inc         | \$247,651.37   |  |
| Bureau of Motor Vehicles         | \$263,644.03   |  |
| C Pond Plowing, Inc              | \$352,752.69   |  |
| Cumberland County Treasurer      | \$433,703.00   |  |
| MSAD #61                         | \$6,470,974.09 |  |

**TOWN OF CASCO  
EMPLOYEE GROSS WAGES  
JULY 1, 1016 TO JUNE 30, 2017**

| <b>Last Name</b>         | <b>Gross Wages</b> | <b>Last Name</b>   | <b>Gross Wages</b> |
|--------------------------|--------------------|--------------------|--------------------|
| Andrews, James           | 220.00             | Madura, Adam       | 8,173.50           |
| Avery, Payson            | 135.00             | Magiera, Jordan    | 825.00             |
| Avery, Scott             | 3,559.38           | Marcotte, Katie    | 647.63             |
| Avery, Tyler             | 75.00              | Martin, Dennis     | 2,274.06           |
| Bent, Tucker             | 637.89             | McKay, Michael     | 2,698.50           |
| Betts-Greenlaw, Kristin  | 760.00             | Merkle, Austin     | 990.00             |
| Cash, Joseph             | 138.00             | Merkle, Stephen    | 7,516.58           |
| Caston, Bradon           | 105.00             | Michaud, Dennis    | 3,444.07           |
| Cole, Brian              | 13,826.06          | Mitch, Paul        | 518.72             |
| Devoe, Wayne             | 550.00             | Moen, Cody         | 7,114.00           |
| Drake, Patrick           | 1,049.00           | Moen, Jason        | 7,335.00           |
| Edwards, Jonathan        | 2,740.63           | Morrison, Jonathan | 24,834.68          |
| Fernandes, Mary-Vienessa | 2,545.00           | Morton, David      | 83,557.88          |
| Fracassi, Lynne          | 2,884.40           | Morton, Irene      | 320.25             |
| Fredricks, Sandra        | 510.00             | Morton, Jennifer   | 57.00              |
| Gerry, James             | 19,011.00          | Mujica, Mark       | 30.00              |
| Gilson, Raymond          | 15,632.64          | Mulkern, Thomas    | 16,376.12          |
| Girard, Amie             | 4,179.13           | Murphy, Donald     | 999.01             |
| Girard, Elizabeth        | 520.00             | Nicholas, Charles  | 650.00             |
| Girard, Lonney           | 955.50             | Nutting, Calvin    | 2,545.00           |
| Grant, Pamela            | 320.25             | Paige, Deion       | 100.00             |
| Grant, Ray               | 290.00             | Peaslee, Thomas    | 2,545.00           |
| Greenlaw, Pamela         | 314.63             | Pennell, Edward    | 10,882.30          |
| Gregory, Cathy           | 30,879.50          | Perry, Gisele      | 2,865.65           |
| Griffin, Lucille         | 44,869.54          | Pike, Joyce        | 265.13             |
| Griffin, Pamela          | 48,114.00          | Plummer, Grant     | 2,545.00           |
| Grovo, James             | 135.00             | Plummer, Gretchen  | 49,464.90          |
| Hancock, Holly           | 25,395.50          | Poree, Melissa     | 30,542.70          |
| Hanscom, Diane           | 44,417.00          | Potter, Caroline   | 15.00              |
| Hanscom, Eric            | 3,626.07           | Poulin, Deborah    | 34,413.51          |
| Harmon, Laurie           | 545.00             | Rancourt, Steven   | 7,810.80           |
| Ihloff, Charles          | 30.00              | Ratigan, Cassandra | 9,378.00           |
| Jackson, Cameron         | 135.00             | Ratigan, Paul      | 14,967.50          |
| Jackson, Jessica         | 10,440.83          | Ribas, Becky       | 31,923.35          |
| Kimball, John            | 46,520.73          | Shane, Sidney      | 722.00             |
| Kluge, Melissa           | 2,000.00           | Simonson, Stephen  | 3,937.75           |
| Koceika, Julie           | 23,746.34          | Sirois, Alexander  | 44,999.87          |
| Lachance, Gregory        | 33,351.45          | Small, Danielle    | 10,756.00          |
| Langadas, Devin          | 140.00             | Snow, Rosemary     | 249.00             |
| Laplante, Dana           | 14,929.25          | Soper, James       | 2,167.50           |
| Latsey, Beth             | 44,410.49          | Stuart, David      | 3,521.58           |
| Leavitt, Troy            | 130.00             | Thornton, Alana    | 266.25             |
| Longley, Wendy           | 17,803.01          | Tooker, Robert     | 26,188.43          |
| Loreng, Ryan             | 25,197.50          | Van Nest, Carl     | 26,050.33          |
| Loreng, Shaun            | 1,365.00           | VerPlanck, Janet   | 15,877.58          |



|  |             |        |           |             |
|--|-------------|--------|-----------|-------------|
| <b>Abatements</b>  |             |        |           |             |
| Owner's Name   | Fiscal Year | Acct # | Acct Type | Amount      |
| Agawam Council   | 2017        | 623    | RE        | \$2,360.16  |
| Burgess, George Estate                                       | 2017        | 605    | RE        | \$14,859.28 |
| Burgess, George Estate                                       | 2017        | 788    | RE        | \$15,128.88 |
| Campbell, Douglas T. Jr. & Lillian                           | 2017        | 2202   | RE        | \$11.92     |
| Chute, Debbie A. & Aaron E.                                  | 2017        | 282    | RE        | \$353.13    |
| Chute, Debbie A. & Aaron E.                                  | 2017        | 336    | RE        | \$385.91    |
| Corkum, Jane E.  | 2017        | 2511   | RE        | \$266.71    |
| Fusillo, Susan   | 2017        | 198    | RE        | \$83.44     |
| Gould Rev Trust, Lawrence                                    | 2017        | 2      | RE        | \$2,296.09  |
| Goulet, Norm & Sandra  | 2017        | 371    | PP        | \$14.90     |
| Grubb, Louis W. Jr.  | 2017        | 1839   | RE        | \$1,093.66  |
| Huntley, Lawrence I. & Roberta A.                            | 2017        | 56     | RE        | \$6,678.18  |
| Ingersoll, Mahoney Trust,<br>Philip & Jane Mahoney, Trustees | 2017        | 4086   | RE        | \$117.71    |
| Jones, Harold & Winnefred                                    | 2017        | 1264   | RE        | \$4,694.99  |
| Joyal, Steven D.   | 2017        | 3196   | RE        | \$111.75    |
| Lord, John   | 2016        | 2227   | RE        | \$648.15    |
| Lord, John   | 2017        | 2227   | RE        | \$648.15    |
| Poverty Abatement  | 2015        |        | RE        | \$3,496.60  |
| Poverty Abatement  | 2015        |        | RE        | \$2,087.58  |
| Poverty Abatement  | 2015        |        | RE        | \$433.78    |
| Poverty Abatement  | 2015        |        | RE        | \$1,090.85  |
| Poverty Abatement  | 2015        |        | RE        | \$1,729.88  |
| Poverty Abatement  | 2016        |        | RE        | \$374.92    |
| Richards, Andrew II.   | 2017        | 2234   | RE        | \$186.25    |
| Roberts, Kevin S.  | 2016        | 1840   | RE        | \$251.81    |
| Roberts, Kevin S.  | 2017        | 1840   | RE        | \$251.81    |
| Trefethen, J. D. CPA PA                                      | 2017        | 299    | PP        | \$149.15    |
| Watkins, Henry P. Jr.  | 2017        | 1807   | RE        | \$411.24    |
| Wilson, Calvin L.  | 2017        | 434    | RE        | \$770.33    |
|  |             |        |           |             |
| <b>Supplemental Taxes</b>                                    |             |        |           |             |
| Owner's Name   | Fiscal Year | Acct # | Acct Type | Amount      |
| Agawam Council   | 2017        | 4089   | RE        | \$625.80    |
| Flanagin, Glendon:<br>Steven & Peter Flanigan, PR            | 2017        | 623    | RE        | \$2,193.28  |
| Darlington, Janet H.   | 2017        | 56     | RE        | \$6,678.18  |
| Granfeild, Michelle  | 2017        | 1264   | RE        | \$4,694.99  |
| Madura, Adam R. (Treegrowth Penalty)                         | 2017        | 897    | RE        | \$13,225.00 |
| Watkins, Henry P. Jr. (Treegrowth Penalty)                   | 2017        | 3626   | RE        | \$5,764.00  |

**UNPAID REAL ESTATE TAXES**  
**as of June 30, 2017**

| Acct # | Owner's Name                       | Fiscal Year | Original Tax | Outstanding Tax |
|--------|------------------------------------|-------------|--------------|-----------------|
| 1839   | 15 EISENHOWER, LLC                 | 2016        | 1,954.27     | 1,954.27        |
| 2789   | ADLARD, KEITH L & JULIE            | 2017        | 829.93       | 372.52          |
| 623    | FLANIGAN, GLENDON, STEVEN, & PETER | 2017        | 2,193.28     | 1,056.18        |
| 2683   | ALCANTARA, GAIL K H                | 2017        | 4,611.55     | 2,321.89        |
| 3323   | ALLEN, PAUL & MERIDEL              | 2017        | 183.27       | 192.83          |
| 3298   | ANDREWS, SANDRA B                  | 2016        | 673.59       | 673.59          |
| 3298   | ANDREWS, SANDRA B                  | 2017        | 594.51       | 604.07          |
| 711    | ANDREWS, TIMOTHY P                 | 2017        | 2,232.02     | 1,132.13        |
| 1143   | ANDREWS, TIMOTHY P                 | 2017        | 4,247.99     | 1,175.18        |
| 3126   | APPLEGATE, RICHARD & LAUREN M      | 2017        | 1,728.40     | 873.76          |
| 1672   | APPLETON JOSHUA                    | 2016        | 1,809.89     | 1,809.89        |
| 1672   | APPLETON JOSHUA                    | 2017        | 1,795.45     | 1,805.01        |
| 1774   | AUSTIN SR, SHAUN P                 | 2017        | 1,156.24     | 587.68          |
| 3578   | AYOTTE, ROBERT & PAULA             | 2017        | 251.81       | 261.37          |
| 465    | BARNES, ROGER                      | 2017        | 2,141.13     | 1,187.84        |
| 433    | BARTLETT, WENDY                    | 2016        | 1,893.47     | 1,893.47        |
| 433    | BARTLETT, WENDY                    | 2017        | 1,771.61     | 1,781.17        |
| 3177   | BARTON, JOSEPH & CELIA             | 2017        | 309.92       | 319.48          |
| 1907   | BASSETT, CHRISTIAN B & NICOLE K    | 2017        | 363.56       | 373.12          |
| 1320   | BELL, KIRT T                       | 2017        | 1,236.70     | 1,252.82        |
| 2962   | BENEFICIAL MAINE, INC              | 2017        | 2,187.32     | 2,210.00        |
| 2015   | BERRY, DEXTER L                    | 2017        | 1,193.49     | 1,203.05        |
| 3345   | BLAKE, DANNY L                     | 2016        | 1,739.36     | 1,739.36        |
| 3345   | BLAKE, DANNY L                     | 2017        | 1,627.08     | 1,643.20        |
| 1572   | BLAKE, PAUL HEIRS OF               | 2017        | 2,795.24     | 1,413.74        |
| 200    | BLONDA, CHRIS & JANIS              | 2017        | 201.15       | 210.71          |
| 3963   | BOGDAHN BRIAN E                    | 2017        | 2,722.23     | 1,377.23        |
| 2506   | BOWEN, HEATHER M & R DAVID         | 2017        | 3,035.13     | 3,051.25        |
| 2914   | BREEN, TRACEY                      | 2017        | 251.81       | 135.46          |
| 3928   | BREWER, JASON & MARGARET           | 2016        | 2,700.68     | 2,618.99        |
| 3928   | BREWER, JASON & MARGARET           | 2017        | 2,525.55     | 2,548.23        |
| 3725   | BROCK, ROBERT G & KATHLEEN T       | 2017        | 1,774.59     | 1,095.21        |
| 308    | BRUNO, WENDY SHAW                  | 2015        | 1,873.95     | 1,064.25        |
| 308    | BRUNO, WENDY SHAW                  | 2016        | 1,445.66     | 1,445.66        |
| 308    | BRUNO, WENDY SHAW                  | 2017        | 1,390.17     | 1,399.73        |
| 3973   | BURDWOOD, CHRISTINA L              | 2017        | 461.90       | 247.07          |
| 605    | BURGESS ESTATE, GEORGE             | 2016        | 550.06       | 550.06          |
| 605    | BURGESS ESTATE, GEORGE             | 2017        | 14,249.69    | 14,259.25       |
| 606    | BURGESS ESTATE, GEORGE             | 2016        | 1,507.43     | 1,507.43        |
| 606    | BURGESS ESTATE, GEORGE             | 2017        | 1,399.11     | 1,408.67        |
| 721    | BURGESS ESTATE, GEORGE             | 2016        | 858.89       | 858.89          |
| 721    | BURGESS ESTATE, GEORGE             | 2017        | 773.31       | 782.87          |
| 784    | BURGESS ESTATE, GEORGE             | 2016        | 5,956.13     | 5,956.13        |
| 784    | BURGESS ESTATE, GEORGE             | 2017        | 5,691.80     | 5,701.36        |
| 788    | BURGESS ESTATE, GEORGE             | 2016        | 2,319.65     | 2,319.65        |
| 788    | BURGESS ESTATE, GEORGE             | 2017        | 17,311.73    | 17,321.29       |
| 1951   | BURGESS ESTATE, GEORGE             | 2016        | 2,572.89     | 2,572.89        |
| 1951   | BURGESS ESTATE, GEORGE             | 2017        | 2,427.21     | 2,436.77        |
| 1958   | BURGESS ESTATE, GEORGE             | 2016        | 2,050.97     | 2,050.97        |
| 1958   | BURGESS ESTATE, GEORGE             | 2017        | 481.27       | 490.83          |
| 1728   | BURKE, LAWRENCE JOSEPH JR          | 2017        | 907.41       | 888.47          |

**UNPAID REAL ESTATE TAXES**  
**as of June 30, 2017**

| Acct # | Owner's Name                     | Fiscal Year | Original Tax | Outstanding Tax |
|--------|----------------------------------|-------------|--------------|-----------------|
| 328    | BUTCHER, ROBERTA L               | 2017        | 3,087.28     | 2,219.94        |
| 3604   | BYRNE FAMILY TRUST               | 2016        | 1,861.03     | 1,861.03        |
| 3604   | BYRNE FAMILY TRUST               | 2017        | 1,740.32     | 1,749.88        |
| 3923   | CAMPBELL, AMIE                   | 2017        | 211.58       | 93.56           |
| 3792   | CAMPBELL, WILLIAM & PATRICIA     | 2017        | 248.83       | 258.39          |
| 3956   | CAMPBELL, WILLIAM & PATRICIA     | 2017        | 378.46       | 388.02          |
| 1389   | CAPP, FRANK,ET AL                | 2017        | 6,614.11     | 4,945.40        |
| 1617   | CAREY, PHILIP G                  | 2016        | 9,052.73     | 9,052.73        |
| 1617   | CAREY, PHILIP G                  | 2017        | 8,816.33     | 8,832.45        |
| 3563   | CARSON, WILLIAM R                | 2017        | 1,741.81     | 881.72          |
| 4044   | CBJ PROPERTIES INC               | 2017        | 265.22       | 142.1           |
| 394    | CHAPMAN, HOPE                    | 2016        | 829.54       | 829.54          |
| 394    | CHAPMAN, HOPE                    | 2017        | 670.50       | 680.06          |
| 3489   | CHUTE JR, AARON E & TASHA        | 2017        | 652.62       | 668.74          |
| 3489   | CHUTE JR, AARON E & TASHA        | 2016        | 746.75       | 746.75          |
| 336    | CHUTE SR, AARON E & DEBBIE       | 2017        | 639.21       | 269.42          |
| 282    | CHUTE SR, AARON E & DEBBIE A     | 2017        | 1,808.86     | 1,471.85        |
| 336    | CHUTE SR, AARON E & DEBBIE       | 2015        | 724.33       | 724.33          |
| 336    | CHUTE SR, AARON E & DEBBIE       | 2016        | 732.85       | 732.85          |
| 282    | CHUTE SR, AARON E & DEBBIE A     | 2015        | 1,919.40     | 1,919.40        |
| 282    | CHUTE SR, AARON E & DEBBIE A     | 2016        | 1,945.01     | 1,945.01        |
| 168    | CHUTE, EDWARD & GLORIA & STEPHEN | 2017        | 4,714.36     | 4,730.48        |
| 168    | CHUTE, EDWARD & GLORIA & STEPHEN | 2015        | 4,888.06     | 3,161.53        |
| 168    | CHUTE, EDWARD & GLORIA & STEPHEN | 2016        | 4,956.10     | 4,956.10        |
| 43     | CHUTE, STEPHEN & LINDA           | 2017        | 2,255.86     | 2,271.98        |
| 43     | CHUTE, STEPHEN & LINDA           | 2015        | 2,465.71     | 1,529.50        |
| 43     | CHUTE, STEPHEN & LINDA           | 2016        | 2,485.46     | 2,485.46        |
| 3795   | CIAMPA, ERICA                    | 2017        | 229.46       | 239.02          |
| 646    | COCHRAN, JUSTIN                  | 2017        | 2,086.00     | 1,087.33        |
| 3594   | CONLEY, CATHLEEN & JOSEPH        | 2017        | 233.93       | 243.49          |
| 3803   | CONLEY, KEVIN & KIM              | 2016        | 276.74       | 276.74          |
| 3803   | CONLEY, KEVIN & KIM              | 2017        | 211.58       | 221.14          |
| 1336   | CONNOLLY, THOMAS                 | 2016        | 13,297.60    | 13,297.60       |
| 1336   | CONNOLLY, THOMAS                 | 2017        | 12,763.34    | 12,779.46       |
| 1341   | CONNOLLY, THOMAS                 | 2016        | 430.19       | 430.19          |
| 1341   | CONNOLLY, THOMAS                 | 2017        | 347.17       | 363.29          |
| 123    | CORMIER, MICHAEL & NORA          | 2017        | 1,628.57     | 1,644.69        |
| 186    | CORMIER, MICHAEL & NORA          | 2017        | 327.80       | 343.92          |
| 186    | CORMIER, MICHAEL & NORA          | 2016        | 410.12       | 410.12          |
| 3477   | COSTA, VASCO                     | 2017        | 195.19       | 204.75          |
| 1823   | CRANFORD, MICHAEL H              | 2017        | 1,236.70     | 563.49          |
| 303    | CREASER, EDWARD A                | 2017        | 1,500.43     | 503.17          |
| 1886   | CROOKED RIVER SNOWMOBILE CLUB    | 2017        | 1,044.49     | 531.80          |
| 276    | CUSACK, STEPHEN J & PAMELA J     | 2017        | 368.03       | 175.96          |
| 54     | D.P.C., LLC                      | 2017        | 4,100.48     | 4,110.04        |
| 1836   | DADMUN, ROBERT                   | 2016        | 1,200.14     | 965.47          |
| 1836   | DADMUN, ROBERT                   | 2017        | 1,102.60     | 1,112.16        |
| 383    | DAVIS, LYNN-EVE & SCOTT H        | 2017        | 2,856.33     | 1,368.00        |
| 3936   | DAVIS, ZACHARY                   | 2016        | 522.25       | 522.25          |
| 3936   | DAVIS, ZACHARY                   | 2017        | 448.49       | 458.05          |
| 1558   | DEMIRS TTEE, COLEEN E            | 2016        | 2,071.04     | 2,071.04        |

**UNPAID REAL ESTATE TAXES**  
as of June 30, 2017

| Acct # | Owner's Name                          | Fiscal Year | Original Tax | Outstanding Tax |
|--------|---------------------------------------|-------------|--------------|-----------------|
| 1558   | DEMIRS TTEE, COLEEN E                 | 2017        | 1,942.96     | 1,952.52        |
| 1615   | DEMIRS TTEE, COLLEEN E                | 2016        | 8,919.35     | 8,919.35        |
| 1615   | DEMIRS TTEE, COLLEEN E                | 2017        | 8,551.11     | 8,560.67        |
| 3409   | DILLEY, MARGARET                      | 2017        | 454.45       | 261.35          |
| 322    | DINGLEY, MILDRED                      | 2017        | 2,345.26     | 1,182.19        |
| 534    | DINGLEY, MILDRED                      | 2017        | 515.54       | 267.33          |
| 3961   | DINGLEY, MILDRED                      | 2017        | 208.60       | 113.86          |
| 236    | DINGLEY, MILDRED E                    | 2017        | 186.25       | 102.68          |
| 325    | DINGLEY, RAYMOND P                    | 2016        | 813.14       | 813.14          |
| 325    | DINGLEY, RAYMOND P                    | 2017        | 716.69       | 732.81          |
| 326    | DINGLEY, RAYMOND P                    | 2016        | 278.28       | 278.28          |
| 326    | DINGLEY, RAYMOND P                    | 2017        | 138.57       | 148.13          |
| 3658   | DINGLEY, RAYMOND P                    | 2017        | 3,576.00     | 3,585.56        |
| 2020   | DION JR, DAVID R                      | 2017        | 1,707.54     | 869.89          |
| 3000   | DONAGHEY, KEITH E & SHELLEY L         | 2017        | 1,738.83     | 1,748.38        |
| 3960   | DORSEY, JOSHUA & JENNIFER             | 2017        | 466.37       | 242.74          |
| 440    | DOUGLASS, DANIEL E                    | 2016        | 1,711.26     | 95.64           |
| 440    | DOUGLASS, DANIEL E                    | 2017        | 1,521.29     | 1,530.85        |
| 319    | EDWARDS JON                           | 2016        | 1,538.90     | 1,093.79        |
| 989    | EDWARDS, JAMES N                      | 2015        | 5,859.56     | 5,869.12        |
| 989    | EDWARDS, JAMES N                      | 2016        | 5,942.23     | 5,942.23        |
| 989    | EDWARDS, JAMES N                      | 2017        | 3,546.20     | 3,546.20        |
| 1133   | EDWARDS, JAMES N & DALE               | 2017        | 575.14       | 591.26          |
| 1133   | EDWARDS, JAMES N & DALE               | 2016        | 649.64       | 649.64          |
| 319    | EDWARDS, JON                          | 2017        | 1,971.27     | 1,980.83        |
| 3242   | ELDEB, NORMAN                         | 2016        | 114.91       | 114.91          |
| 3242   | ELDEB, NORMAN                         | 2017        | 214.56       | 230.68          |
| 2867   | EVERGREEN ELECTRIC, INC               | 2017        | 5,307.38     | 5,323.50        |
| 33     | FEDERAL NATIONAL MORTGAGE ASSOCIATION | 2017        | 1,177.10     | 611.23          |
| 1199   | FEDERAL NATIONAL MORTGAGE ASSOCIATION | 2017        | 2,236.49     | 1,127.80        |
| 1878   | FEDERAL NATIONAL MORTGAGE ASSOCIATION | 2017        | 2,386.98     | 1,209.61        |
| 3793   | FERRARINI, COLLEEN                    | 2017        | 300.98       | 310.54          |
| 1920   | FERREIRA, LISA                        | 2017        | 3,729.47     | 874.29          |
| 3188   | FINOCCHIARO, ALFRED J & DORA J        | 2017        | 1,618.14     | 1,627.69        |
| 2327   | FISHER, AMY                           | 2016        | 5,457.95     | 5,457.95        |
| 2327   | FISHER, AMY                           | 2017        | 5,198.61     | 5,214.73        |
| 3249   | FLEMING, JEFFREY S.                   | 2017        | 2,822.06     | 1,427.15        |
| 504    | FLETCHER, JOHN                        | 2017        | 116.22       | 125.78          |
| 452    | FLICK, JODI L                         | 2016        | 1,128.74     | 1,128.74        |
| 452    | FLICK, JODI L                         | 2017        | 934.23       | 956.91          |
| 437    | FOGG, RONALD P ESTATE OF              | 2017        | 950.62       | 484.87          |
| 3992   | FOGG, WYMAN H                         | 2017        | 1,889.32     | 954.22          |
| 2116   | FORTIN, MICHAEL F                     | 2017        | 649.64       | 278.45          |
| 2996   | FOX CIRCLE HOLDINGS LLC               | 2017        | 1,750.75     | 1,760.31        |
| 388    | FRACASSI, LYNNE                       | 2017        | 2,537.47     | 1,468.20        |
| 3585   | GAGNE, HEATHER                        | 2017        | 224.99       | 122.05          |
| 3952   | GAGNE, JAMES & AMY                    | 2017        | 882.08       | 891.64          |
| 430    | GAGNON, PHILIP R & JILL               | 2017        | 783.74       | 287.27          |
| 310    | GEMMELL, MICHAEL                      | 2017        | 2,316.95     | 1,372.23        |
| 630    | GERRY, JAMES O                        | 2017        | 2,355.69     | 1,700.52        |
| 2062   | GILLESPIE, KEVIN                      | 2017        | 4,614.53     | 2,329.94        |
| 3935   | GILLESPIE, KEVIN B                    | 2017        | 449.98       | 459.54          |

**UNPAID REAL ESTATE TAXES**  
**as of June 30, 2017**

| Acct # | Owner's Name                         | Fiscal Year | Original Tax | Outstanding Tax |
|--------|--------------------------------------|-------------|--------------|-----------------|
| 3026   | GOLDSTEIN, LEON & RONNIE             | 2017        | 365.05       | 129.61          |
| 3695   | GONZALEZ, GUSTAVO A & ANDREA J       | 2017        | 2,646.24     | 1,332.68        |
| 2378   | GRECO, MARTIN                        | 2017        | 8,835.70     | 8,851.82        |
| 903    | GRIFFIN, ELAINE A                    | 2016        | 1,540.60     | 1,520.10        |
| 903    | GRIFFIN, ELAINE A                    | 2017        | 2,667.10     | 2,683.22        |
| 1248   | GRIFFIN, LUCILLE D.                  | 2016        | 2,324.28     | 2,324.28        |
| 1248   | GRIFFIN, LUCILLE D.                  | 2017        | 2,187.32     | 2,196.88        |
| 1839   | GRUBB JR, LOUIS W                    | 2017        | 1,817.80     | 740.26          |
| 539    | HALL, JEFFREY & CONRAD               | 2017        | 660.07       | 339.59          |
| 392    | HAMILTON, ESTHERANN                  | 2016        | 2,721.13     | 2,721.13        |
| 392    | HAMILTON, ESTHERANN                  | 2017        | 2,570.25     | 2,579.81        |
| 3170   | HAMILTON, ROBIN                      | 2017        | 251.81       | 261.37          |
| 1657   | HANSON, RYAN                         | 2016        | 2,501.65     | 600.28          |
| 1657   | HANSON, RYAN                         | 2017        | 3,291.41     | 3,307.53        |
| 1578   | HARRIMAN, CLARENCE & NORMA JEAN      | 2017        | 1,619.63     | 825.93          |
| 3805   | HARRINGTON, THOMAS & EDWARD          | 2017        | 211.58       | 221.14          |
| 3166   | HARRIS, JEFFREY & LYNNE              | 2017        | 311.41       | 174.01          |
| 3804   | HARRIS, LYNN & JEFF                  | 2017        | 280.12       | 73.58           |
| 4007   | HARRIS, SCOTT                        | 2017        | 202.64       | 212.20          |
| 1970   | HENDERSON, EARNEST R. & CONSTANCE M. | 2017        | 3,331.64     | 3,347.76        |
| 1949   | HOLBROOK, JOSHUA C.                  | 2016        | 3,352.69     | 3,352.69        |
| 1949   | HOLBROOK, JOSHUA C.                  | 2017        | 3,105.16     | 3,114.72        |
| 2644   | HOLMAN, THOMAS                       | 2017        | 442.53       | 230.82          |
| 3025   | HORRIGAN, DAWN & ELDEB, NORMAN       | 2017        | 324.82       | 171.03          |
| 2451   | HUFFER, LESTA                        | 2016        | 2,435.09     | 2,435.09        |
| 2451   | HUFFER, LESTA                        | 2017        | 2,194.77     | 2,217.45        |
| 1108   | HUM, CHI & MAI                       | 2017        | 946.15       | 955.71          |
| 2802   | HUNT, JAMES& CANDACE                 | 2017        | 210.09       | 112.70          |
| 1939   | IFFERT, WILLIAM J                    | 2017        | 2,161.99     | 1,080.99        |
| 327    | INGERSOLL, LISA J                    | 2017        | 2,187.32     | 1,270.56        |
| 78     | INMAN, ARNOLD E & DONNAMARIE         | 2016        | 2,134.72     | 2,134.72        |
| 78     | INMAN, DONNAMARIE T                  | 2017        | 2,109.84     | 2,125.96        |
| 3764   | JACKSON, MARITERESA ELIZABETH        | 2017        | 5,276.09     | 1,994.29        |
| 2165   | JACKSON, RONALD                      | 2017        | 3,485.11     | 3,493.97        |
| 2078   | JELLISON, HARVARD WAYNE              | 2016        | 3,544.74     | 3,544.74        |
| 2078   | JELLISON, HARVARD WAYNE              | 2017        | 3,278.00     | 3,294.12        |
| 3713   | JEROME, JEFF                         | 2017        | 181.78       | 100.45          |
| 3165   | JONES, KEVIN F & GRETCHEN A          | 2017        | 1,738.83     | 1,754.95        |
| 3196   | JOYAL, STEVEN D                      | 2017        | 4,098.99     | 3,945.31        |
| 1740   | JPD ACQUISITIONS LLC                 | 2017        | 591.53       | 325.80          |
| 3975   | JPD ACQUISITIONS LLC                 | 2017        | 211.58       | 227.70          |
| 3179   | JPMORGAN CHASE BANK NA               | 2016        | 1,123.89     | 1,123.89        |
| 1616   | KANE, JAMES R & PAULA J              | 2017        | 7,268.22     | 3,643.67        |
| 984    | KAULBACK, STEVEN                     | 2016        | 1,935.16     | 1,935.16        |
| 984    | KAULBACK, STEVEN                     | 2017        | 1,737.34     | 1,746.90        |
| 985    | KAULBACK, STEVEN                     | 2017        | 49.17        | 58.73           |
| 1013   | KAULBACK, STEVEN                     | 2016        | 539.84       | 539.84          |
| 1013   | KAULBACK, STEVEN                     | 2017        | 452.96       | 469.08          |
| 1495   | KENNEDY, YATES F & CHERI L           | 2017        | 2,789.28     | 1,404.20        |
| 1388   | KING KEVIN & CANDICE                 | 2017        | 387.40       | 203.26          |
| 2546   | KNIGHT, WALTER A                     | 2016        | 780.13       | 780.13          |

**UNPAID REAL ESTATE TAXES**  
**as of June 30, 2017**

| Acct # | Owner's Name                     | Fiscal Year | Original Tax | Outstanding Tax |
|--------|----------------------------------|-------------|--------------|-----------------|
| 2546   | KNIGHT, WALTER A                 | 2017        | 697.32       | 706.88          |
| 3243   | LABBE, LORI                      | 2017        | 268.20       | 277.76          |
| 1675   | LAKE CABINS, LLC                 | 2017        | 2,670.08     | 2,686.20        |
| 3797   | LAMPREY, JASON & KIM             | 2017        | 211.58       | 221.14          |
| 1747   | LANE, JOHN E                     | 2016        | 486.68       | 486.68          |
| 1747   | LANE, JOHN E                     | 2017        | 339.72       | 349.28          |
| 775    | LANHAM, NADINE                   | 2017        | 2,929.34     | 2,945.46        |
| 1998   | LARSEN, REGINALD & MARY          | 2018        | 0.00         | -300.00         |
| 1017   | LEBLANC III, ARTHUR R & HOLLY P  | 2017        | 9,048.77     | 9,058.33        |
| 3966   | LEBLANC III, ARTHUR R & HOLLY P  | 2017        | 5,584.52     | 5,594.08        |
| 3469   | LECCESE JR, WILLIAM & DONNA      | 2017        | 248.83       | 133.97          |
| 848    | LEFEBVRE, WARREN                 | 2016        | 1,124.88     | 130.21          |
| 848    | LEFEBVRE, WARREN                 | 2017        | 1,034.06     | 1,043.62        |
| 4084   | LESHANE JASON                    | 2017        | 281.61       | 291.17          |
| 4036   | LESHANE, RANDOLPH L & CATHY J    | 2016        | 3,556.52     | 1,831.52        |
| 4036   | LESHANE, RANDOLPH L & CATHY J    | 2017        | 3,675.83     | 3,685.39        |
| 2122   | LEWIS, BONNE T & SENN, MICHAEL   | 2017        | 2,884.64     | 2,907.32        |
| 1540   | LEWIS, ROBERT F                  | 2016        | 4,933.90     | 4,933.90        |
| 1540   | LEWIS, ROBERT F                  | 2017        | 4,705.42     | 4,714.98        |
| 2255   | LEWIS, WAYNE M & KELLY B         | 2010        | 63.44        | 44.67           |
| 2255   | LEWIS, WAYNE M & KELLY B         | 2012        | 71.48        | 71.48           |
| 2255   | LEWIS, WAYNE M & KELLY B         | 2014        | 86.85        | 86.85           |
| 2255   | LEWIS, WAYNE M & KELLY B         | 2015        | 98.41        | 98.41           |
| 2255   | LEWIS, WAYNE M & KELLY B         | 2016        | 13.41        | 13.41           |
| 2255   | LEWIS, WAYNE M & KELLY B         | 2017        | 13.41        | 36.09           |
| 1500   | LINDEMAN, STEPHEN                | 2014        | 1,804.48     | 530.45          |
| 1500   | LINDEMAN, STEPHEN                | 2015        | 1,849.37     | 1,849.37        |
| 1500   | LINDEMAN, STEPHEN                | 2016        | 1,873.97     | 1,873.97        |
| 1500   | LINDEMAN, STEPHEN                | 2017        | 1,665.82     | 1,665.82        |
| 20     | LONGLEY, BONNIE                  | 2017        | 2,524.06     | 1,271.59        |
| 2682   | LONGLEY, BONNIE L                | 2017        | 475.31       | 253.77          |
| 450    | LORRAIN, ALLEN                   | 2016        | 1,133.74     | 1,133.74        |
| 450    | LORRAIN, ALLEN                   | 2017        | 964.03       | 973.59          |
| 453    | LORRAIN, TORI DEE                | 2016        | 1,148.22     | 1,148.22        |
| 453    | LORRAIN, TORI DEE                | 2017        | 1,040.02     | 1,056.14        |
| 2929   | LUCCA, TIMOTHY                   | 2017        | 144.53       | 154.09          |
| 3687   | MARTIN, LAWRENCE R & PATRICIA M  | 2017        | 2,682.00     | 2,691.56        |
| 2445   | MATZA, STEVEN M                  | 2017        | 3,467.23     | 1,743.17        |
| 2446   | MATZA, STEVEN M.                 | 2017        | 4,788.86     | 2,410.55        |
| 3642   | MAZZONE, MARC C & JOANN          | 2017        | 1,743.30     | 1,759.42        |
| 3140   | MCCARTHY, THOMAS & JUDITH        | 2017        | 1,920.61     | 982.98          |
| 1529   | MCCLOUD, SCOTT                   | 2017        | 3,206.48     | 1,612.80        |
| 3743   | MCLEOD, MICHAEL J & DEIRDRE M    | 2017        | 1,744.79     | 1,760.91        |
| 612    | MEREDITH, PAMELA J               | 2017        | 1,470.63     | 1,480.19        |
| 613    | MEREDITH, PAMELA J               | 2017        | 548.32       | 557.88          |
| 3762   | MERK, RICHARD A & BETH ANN       | 2017        | 885.06       | 894.62          |
| 1164   | MEYER DEVELOPMENT SOLUTIONS, INC | 2017        | 736.06       | 745.62          |
| 1680   | MICHAUD, TIMOTHY A & JULIA A     | 2017        | 670.50       | 686.62          |
| 1724   | MILLER, LESTER H & JACKLYNN P    | 2017        | 2,388.47     | 1,210.35        |
| 562    | MORSE, THERESA L.                | 2017        | 593.02       | 602.58          |
| 1250   | MORTON, BARBARA HEIRS OF         | 2016        | 491.37       | 491.37          |
| 1250   | MORTON, BARBARA HEIRS OF         | 2017        | 418.69       | 428.25          |

**UNPAID REAL ESTATE TAXES**  
**as of June 30, 2017**

| Acct # | Owner's Name                       | Fiscal<br>Year | Original<br>Tax | Outstanding<br>Tax |
|--------|------------------------------------|----------------|-----------------|--------------------|
| 1251   | MORTON, BARBARA HEIRS OF           | 2016           | 761.60          | 761.60             |
| 1251   | MORTON, BARBARA HEIRS OF           | 2017           | 679.44          | 689.00             |
| 3067   | MORTON, BARBARA L HEIRS OF         | 2016           | 905.21          | 905.21             |
| 3067   | MORTON, BARBARA L HEIRS OF         | 2017           | 818.01          | 827.57             |
| 1737   | MORTON, IDAJANE & CARROLL E        | 2017           | 628.78          | 638.34             |
| 417    | MORTON, IRENE                      | 2017           | 1,484.04        | 1,199.41           |
| 347    | MORTON, ROBERT                     | 2015           | 701.71          | 432.44             |
| 347    | MORTON, ROBERT                     | 2016           | 710.64          | 710.64             |
| 347    | MORTON, ROBERT                     | 2017           | 630.27          | 639.83             |
| 176    | MORTON, THOMAS & DEBORAH           | 2017           | 2,303.54        | 2,326.22           |
| 176    | MORTON, THOMAS & DEBORAH           | 2016           | 2,547.82        | 2,547.82           |
| 3816   | MUSE, RICHARD & PAULA              | 2017           | 323.33          | 332.89             |
| 3816   | MUSE, RICHARD & PAULA              | 2016           | 392.55          | 62.89              |
| 14     | MYERS, JEFFREY & JOANNE            | 2017           | 2,287.15        | 19.17              |
| 2658   | NUTE, ROGER G & DEBORAH M          | 2017           | 2,206.69        | 2,222.81           |
| 2658   | NUTE, ROGER G & DEBORAH M          | 2016           | 1,213.85        | 1,213.85           |
| 1414   | O'BRIEN, TOM & JOHN                | 2017           | 6,037.48        | 3,101.82           |
| 2821   | O'CONNOR, PATRICK J & CATHERINE M  | 2017           | 1,740.32        | 395.26             |
| 193    | O'DELL, JOSHUA                     | 2017           | 1,066.84        | 530.62             |
| 3569   | O'DONNELL, KATHLEEN & KEVIN        | 2017           | 1,735.85        | 1,742.63           |
| 305    | O'SHEA, STEPHEN                    | 2017           | 829.93          | 328.56             |
| 4069   | OWNER UNKNOWN                      | 2015           | 189.15          | 189.15             |
| 4069   | OWNER UNKNOWN                      | 2016           | 193.70          | 193.70             |
| 4069   | OWNER UNKNOWN                      | 2017           | 193.70          | 203.26             |
| 3370   | PANSIRE, G. WARREN & RICHARD L     | 2017           | 1,709.03        | 1,725.15           |
| 3503   | PANUNZIO, ROBERT A                 | 2017           | 1,749.26        | 884.19             |
| 1541   | PAPPAS, COLLEEN                    | 2016           | 1,617.06        | 1,617.06           |
| 1541   | PAPPAS, COLLEEN                    | 2017           | 1,504.90        | 1,514.46           |
| 1539   | PASSARO, WILLIAM P JR & ANTOINETTE | 2017           | 2,407.84        | 2,417.37           |
| 3244   | PELOQUIN, STEVEN & LAURIE          | 2017           | 287.57          | 252.26             |
| 1630   | PERKINS TTEES, IVAN & BARBARA      | 2017           | 3,237.77        | 1,628.44           |
| 2358   | PETERSON, KURT & KIMBERLY          | 2017           | 4,438.71        | 2,203.75           |
| 2121   | PICARIELLO, TONI A                 | 2017           | 384.42          | 384.42             |
| 3518   | POTTLE, SCOTT A                    | 2017           | 476.80          | 483.76             |
| 3740   | POWERS, MICHAEL K & SUSAN L        | 2017           | 1,738.83        | 1,754.95           |
| 438    | RAIHL, DEANNA                      | 2017           | 2,111.33        | 2,120.89           |
| 418    | RAMSEY, RICHARD                    | 2016           | 209.38          | 201.41             |
| 418    | RAMSEY, RICHARD                    | 2017           | 134.10          | 150.22             |
| 3162   | REIDY, GEORGE D & JENNIFER L       | 2017           | 1,688.17        | 818.58             |
| 1840   | ROBERTS, KEVIN S                   | 2017           | 1,096.64        | 602.58             |
| 2685   | ROESER, RANDALL A & DONNA K        | 2017           | 2,901.03        | 2,103.57           |
| 1528   | ROLLINS LLC, MERRILL H             | 2017           | 6,973.20        | 216.58             |
| 119    | ROSSI, FRANK                       | 2017           | 303.96          | 88.27              |
| 1575   | ROULIS, RICHARD & KATHLEEN A       | 2016           | 2,815.33        | 2,815.33           |
| 1575   | ROULIS, RICHARD & KATHLEEN A       | 2017           | 2,661.14        | 2,670.70           |
| 3528   | SALLESE, JOSEPH P & CLAIRE E       | 2016           | 1,856.40        | 1,856.40           |
| 3528   | SALLESE, JOSEPH P & CLAIRE E       | 2017           | 1,735.85        | 1,745.41           |
| 122    | SAMOSKA, MARY & ESTHER             | 2016           | 1,601.62        | 1,601.62           |
| 122    | SAMOSKA, MARY & ESTHER             | 2017           | 1,490.00        | 1,499.56           |
| 292    | SAMPUGNARO, JOSEPH D & PAULA J     | 2017           | 1,680.72        | 849.92             |
| 1787   | SARGENT, TRACY & JOSEPH A.         | 2016           | 806.38          | 806.38             |
| 1787   | SARGENT, TRACY & JOSEPH A.         | 2017           | 722.65          | 732.21             |

**UNPAID REAL ESTATE TAXES**  
**as of June 30, 2017**

| Acct # | Owner's Name                             | Fiscal Year | Original Tax | Outstanding Tax |
|--------|--|-------------|--------------|-----------------|
| 1885   | SECRETARY OF HOUSING & URBAN DEVELOPMENT | 2017        | 2,178.38     | 2,187.94        |
| 3179   | SECRETARY OF HOUSING & URBAN DEVELOPMENT | 2017        | 2,071.10     | 2,087.22        |
| 3382   | SESSLER, BRETT                           | 2017        | 236.91       | 128.02          |
| 2811   | SHAROOD, JOHN & SANDRA                   | 2017        | 223.50       | 233.06          |
| 834    | SHARPE HRS, MARIAN D                     | 2017        | 4,222.66     | 4,232.22        |
| 69     | SICO JR, THOMAS B & PEGGY J              | 2017        | 1,540.66     | 779.89          |
| 1079   | SIMPSON, KELLEY & BARBARA                | 2017        | 4,167.53     | 2,106.44        |
| 481    | ST. PIERRE, NORMAN                       | 2017        | 898.47       | 914.59          |
| 1579   | STANTON TTEE, MAUREEN M                  | 2016        | 1,745.22     | 1,722.69        |
| 1579   | STANTON, DANIEL R                        | 2017        | 1,554.07     | 1,563.63        |
| 3181   | STEVENS, CHRISTOPHER E & JENNIFER        | 2017        | 1,746.28     | 1,708.62        |
| 3160   | STOCKARD, PAUL & ANDREA                  | 2017        | 1,633.04     | 826.08          |
| 1702   | STURTEVANT, ADAM G                       | 2016        | 1,508.97     | 1,508.97        |
| 1702   | STURTEVANT, ADAM G                       | 2017        | 1,400.60     | 1,410.16        |
| 3667   | TAIT, AMY C.                             | 2017        | 4,158.59     | 4,174.71        |
| 2793   | THERIAULT, JOHNNY L                      | 2015        | 1,076.22     | 1,085.78        |
| 2793   | THERIAULT, JOHNNY L                      | 2016        | 1,090.51     | 1,090.51        |
| 2793   | THERIAULT, JOHNNY L                      | 2017        | 996.81       | 996.81          |
| 3648   | THOMAS, MICHAEL & LAURI                  | 2017        | 239.89       | 249.45          |
| 1805   | THOMPSON TTEE, JON                       | 2017        | 323.33       | 317.09          |
| 82     | TITCOMB TTEE, G FREDERICK                | 2016        | 4,024.98     | 4,024.98        |
| 82     | TITCOMB TTEE, G FREDERICK                | 2017        | 3,741.39     | 3,757.51        |
| 1732   | TOWNSEND, ROBERT & BETTE                 | 2017        | 521.50       | 531.06          |
| 2860   | TROMBLEY, MATTHEW A                      | 2016        | 629.09       | 629.09          |
| 2860   | TROMBLEY, MATTHEW A                      | 2017        | 545.34       | 554.90          |
| 4006   | TSOUKALAS, GREG                          | 2017        | 207.11       | 216.67          |
| 2256   | TUCCI GARY S                             | 2017        | 710.73       | 49.89           |
| 3308   | TURGEON, MATTHEW J. & JULIE S.           | 2017        | 1,697.11     | 864.64          |
| 3609   | VALENTE, SALVATORE F                     | 2017        | 1,743.30     | 887.10          |
| 1676   | VASAPOLLI, STEPHEN J                     | 2017        | 750.96       | 767.08          |
| 3320   | VAUGHN, KEVIN                            | 2016        | 512.99       | 512.99          |
| 3320   | VAUGHN, KEVIN                            | 2017        | 439.55       | 449.11          |
| 3327   | VERRILL, DAVID A. JR                     | 2017        | 525.97       | 548.65          |
| 1842   | VERRILL, GLORIA A                        | 2016        | 231.28       | 231.28          |
| 1842   | VERRILL, GLORIA A                        | 2017        | 341.21       | 350.77          |
| 2791   | WALLACE, BRENDA M                        | 2016        | 2,815.33     | 2,809.93        |
| 2791   | WALLACE, BRENDA M                        | 2017        | 2,586.64     | 2,596.20        |
| 2792   | WALLACE, DONALD L.                       | 2016        | 648.88       | 648.88          |
| 2792   | WALLACE, DONALD L.                       | 2017        | 570.67       | 580.23          |
| 1904   | WARD, NELLIE M                           | 2017        | 359.09       | 189.10          |
| 133    | WARD, WAYNE & CAROLINE A                 | 2017        | 4,848.46     | 2,245.94        |
| 190    | WARDWELL JR, JOHN G & DEBBIE A           | 2017        | 2,080.04     | 2,096.16        |
| 1808   | WATKINS, PETER H                         | 2017        | 2,112.82     | 2,128.94        |
| 238    | WAUGH, WALDEMAR                          | 2016        | 2,785.98     | 2,620.30        |
| 238    | WAUGH, WALDEMAR                          | 2017        | 2,781.83     | 2,791.39        |
| 1646   | WEINSTEIN, NEAL L                        | 2016        | 2,358.84     | 2,358.84        |
| 1646   | WEINSTEIN, NEAL L                        | 2017        | 2,208.18     | 2,224.30        |
| 1008   | WELLINGTON, JACK A & MARY JANE           | 2017        | 2,641.77     | 621.07          |
| 7      | WHEATON, BETTINA ANN                     | 2016        | 1,831.70     | 1,658.85        |
| 7      | WHEATON, BETTINA ANN                     | 2017        | 1,712.01     | 1,721.57        |
| 267    | WILLEY, RICHARD B                        | 2016        | 691.23       | 691.23          |



**UNPAID REAL ESTATE TAXES**  
**as of June 30, 2017**

| <b>Acct #</b> | <b>Owner's Name</b>                     | <b>Fiscal<br/>Year</b> | <b>Original<br/>Tax</b> | <b>Outstanding<br/>Tax</b> |
|---------------|---|------------------------|-------------------------|----------------------------|
| 267           | WILLEY, RICHARD B                       | 2017                   | 1,169.65                | 1,179.21                   |
| 442           | WILLIAMS, HAROLD E                      | 2016                   | 1,974.34                | 1,974.34                   |
| 439           | WILLIAMS, HAROLD E & MARION A, HEIRS OF | 2017                   | 2,185.83                | 2,195.39                   |
| 439           | WILLIAMS, HAROLD E & MARION A           | 2016                   | 2,168.32                | 2,168.32                   |
| 442           | WILLIAMS, HAROLD E, HEIRS OF            | 2017                   | 1,837.17                | 1,853.29                   |
| 2182          | WILLIAMS, HOWARD G JR & ELLEN D         | 2017                   | 4,464.04                | 3,557.75                   |
| 3423          | WILLIAMS, MARION A                      | 2016                   | 553.14                  | 394.80                     |
| 3423          | WILLIAMS, MARION A, HEIRS OF            | 2017                   | 478.29                  | 487.85                     |
| 1268          | WINGO, HAROLD                           | 2017                   | 1,063.86                | 556.71                     |
| 1019          | WINSLOW, JOBYNA C, HEIRS OF             | 2017                   | 8,206.92                | 8,216.48                   |
| 1019          | WINSLOW, JOBYNA C.                      | 2016                   | 8,315.58                | 8,315.58                   |
| 914           | WOLFE SR, DAVID W                       | 2016                   | 1,882.66                | 1,882.66                   |
| 914           | WOLFE SR, DAVID W                       | 2017                   | 1,761.18                | 1,770.74                   |
| 2993          | WOOD, THOMAS W. & KRISTIN F             | 2017                   | 1,685.19                | 858.71                     |
| 2534          | WORREY, BRUCE                           | 2016                   | 1,767.50                | 1,767.50                   |
| 2534          | WORREY, BRUCE                           | 2017                   | 3,356.97                | 3,366.53                   |
| 1399          | YAKAVONIS, MARK                         | 2017                   | 8,284.40                | 77.08                      |
| 3151          | ZANIBONI, CHRISTOPHER & KIM-CARCIERO    | 2017                   | 1,755.22                | 1,653.66                   |

**UNPAID PERSONAL PROPERTY TAXES  
FOR FISCAL YEAR 2017**

| <b>Acct #</b> | <b>Owner's Name</b>          | <b>Fiscal<br/>Year</b> | <b>Original<br/>Taxes</b> | <b>Unpaid<br/>Principle</b> |
|---------------|------------------------------|------------------------|---------------------------|-----------------------------|
| 156           | AT&T MOBILITY LLC            | 2016                   | 253.30                    | 97.73                       |
| 156           | AT&T MOBILITY LLC            | 2017                   | 222.61                    | 222.61                      |
| 140           | BRISTOL BOAT REPAIR & CANVAS | 2015                   | 111.21                    | 111.21                      |
| 140           | BRISTOL BOAT REPAIR & CANVAS | 2016                   | 154.71                    | 154.71                      |
| 140           | BRISTOL BOAT REPAIR & CANVAS | 2017                   | 227.97                    | 227.97                      |
| 22            | BUTCHER, ROBERTA L R         | 2011                   | 61.95                     | 61.95                       |
| 22            | BUTCHER, ROBERTA L R         | 2012                   | 69.95                     | 69.95                       |
| 22            | BUTCHER, ROBERTA L R         | 2013                   | 69.38                     | 69.38                       |
| 22            | BUTCHERS SEAFOOD INC         | 2014                   | 84.60                     | 84.60                       |
| 22            | BUTCHERS SEAFOOD INC         | 2015                   | 111.48                    | 111.48                      |
| 22            | BUTCHERS SEAFOOD INC         | 2016                   | 158.86                    | 158.86                      |
| 22            | BUTCHERS SEAFOOD INC         | 2017                   | 233.33                    | 233.33                      |
| 50            | C M HALL HEATING             | 2011                   | 19.53                     | 19.53                       |
| 50            | C M HALL HEATING             | 2012                   | 22.05                     | 22.05                       |
| 50            | C M HALL HEATING             | 2013                   | 21.87                     | 21.87                       |
| 179           | CELLARS OF MAINE INC         | 2017                   | 1,015.29                  | 933.48                      |
| 350           | CHERI KENNEDY                | 2017                   | 166.28                    | 83.14                       |
| 349           | CRESCENT LAKE COLLISION      | 2016                   | 26.60                     | 26.60                       |
| 349           | CRESCENT LAKE COLLISION      | 2017                   | 40.08                     | 40.08                       |
| 250           | DINGLEY RAYMOND              | 2017                   | 311.26                    | 311.26                      |
| 258           | DOVETAIL GROUP INC           | 2016                   | 154.23                    | 154.23                      |
| 258           | DOVETAIL GROUP INC           | 2017                   | 215.01                    | 215.01                      |
| 352           | DYNAMIC DUO                  | 2017                   | 38.14                     | 38.14                       |
| 921           | ESTES CONSTRUCTION           | 2015                   | 17.50                     | 17.50                       |
| 921           | ESTES CONSTRUCTION           | 2016                   | 60.35                     | 60.35                       |
| 921           | ESTES CONSTRUCTION           | 2017                   | 134.70                    | 134.70                      |
| 280           | EVERGREEN ELECTRIC           | 2017                   | 375.48                    | 375.48                      |
| 282           | FIELDSTONE BUILDERS          | 2017                   | 99.23                     | 49.61                       |
| 163           | FINE KETTLE OF FISH LLC      | 2017                   | 189.98                    | 138.07                      |
| 283           | FLANIGAN GEORGEANN           | 2016                   | 21.16                     | 21.16                       |
| 283           | FLANIGAN GEORGEANN           | 2017                   | 64.67                     | 64.67                       |
| 40            | FOWLER, DAVID                | 2014                   | 81.23                     | 81.23                       |
| 40            | FOWLER, DAVID                | 2015                   | 83.37                     | 83.37                       |
| 40            | FOWLER, DAVID                | 2016                   | 121.58                    | 121.58                      |
| 40            | FOWLER, DAVID                | 2017                   | 187.59                    | 187.59                      |
| 345           | GROWGREEN LANDSCAPING        | 2017                   | 70.33                     | 70.33                       |
| 95            | KETTLE COVE MARINA INC       | 2015                   | 11,962.49                 | 4,567.96                    |
| 95            | KETTLE COVE MARINA INC       | 2016                   | 3,304.13                  | 3,304.13                    |
| 95            | KETTLE COVE MARINA INC       | 2017                   | 2,317.70                  | 2,317.70                    |
| 140           | LANDMAN CHRIS                | 2014                   | 84.55                     | 84.55                       |
| 140           | LANDMAN, CHRIS               | 2007                   | 72.98                     | 72.98                       |
| 140           | LANDMAN, CHRIS               | 2008                   | 40.53                     | 40.53                       |
| 140           | LANDMAN, CHRIS               | 2009                   | 43.70                     | 43.70                       |
| 140           | LANDMAN, CHRIS               | 2010                   | 44.39                     | 44.39                       |

**UNPAID PERSONAL PROPERTY TAXES  
FOR FISCAL YEAR 2017**

| <b>Acct #</b> | <b>Owner's Name</b>     | <b>Fiscal<br/>Year</b> | <b>Original<br/>Taxes</b> | <b>Unpaid<br/>Principle</b> |
|---------------|-------------------------|------------------------|---------------------------|-----------------------------|
| 140           | LANDMAN, CHRIS          | 2011                   | 49.91                     | 49.91                       |
| 140           | LANDMAN, CHRIS          | 2012                   | 56.35                     | 56.35                       |
| 140           | LANDMAN, CHRIS          | 2013                   | 55.89                     | 55.89                       |
| 201           | LOCKE PAULA             | 2016                   | 27.57                     | 27.57                       |
| 201           | LOCKE PAULA             | 2017                   | 71.52                     | 71.52                       |
| 239           | MARTIN HEIDI            | 2017                   | 68.69                     | 68.69                       |
| 105           | MAYBERRY HILL PRESCHOOL | 2017                   | 94.32                     | 47.16                       |
| 68            | MORTON DARLENE          | 2017                   | 70.03                     | 70.03                       |
| 246           | MUJICA MARK             | 2017                   | 124.56                    | 124.56                      |
| 155           | P & K SAND & GRAVEL INC | 2017                   | 5,470.09                  | 1,683.41                    |
| 268           | PIPER MICHAEL G         | 2017                   | 66.60                     | 66.60                       |
| 93            | PRECIOUS MEMORIES       | 2016                   | 17.81                     | 17.81                       |
| 10            | RICHARDSON CATHY        | 2014                   | 193.04                    | 193.04                      |
| 10            | RICHARDSON CATHY        | 2015                   | 177.63                    | 177.63                      |
| 10            | RICHARDSON CATHY        | 2016                   | 285.57                    | 285.57                      |
| 10            | RICHARDSON CATHY        | 2017                   | 298.45                    | 298.45                      |
| 10            | RICHARDSON, CATHY       | 2011                   | 254.98                    | 153.93                      |
| 10            | RICHARDSON, CATHY       | 2012                   | 287.88                    | 287.88                      |
| 10            | RICHARDSON, CATHY       | 2013                   | 285.53                    | 285.53                      |
| 337           | UNDER LOCK AND KEY      | 2016                   | 14.90                     | 14.90                       |
| 337           | UNDER LOCK AND KEY      | 2017                   | 59.60                     | 59.60                       |
| 314           | WATKINS PETER           | 2015                   | 13.82                     | 13.82                       |
| 314           | WATKINS PETER           | 2016                   | 26.82                     | 26.82                       |
| 314           | WATKINS PETER           | 2017                   | 69.29                     | 69.29                       |
| 125           | YORK PHILIP W           | 2015                   | 20.52                     | 20.52                       |
| 125           | YORK PHILIP W           | 2016                   | 33.63                     | 33.63                       |
| 125           | YORK PHILIP W           | 2017                   | 76.88                     | 76.88                       |



*Proven Expertise and Integrity*

May 4, 2018

Board of Selectmen  
Town of Casco, Maine  
Casco, Maine

We were engaged by the Town of Casco, Maine and have audited the financial statements of the Town of Casco, Maine as of and for the year ended June 30, 2017. The following statements and schedules have been excerpted from the 2017 financial statements, a complete copy of which, including our opinion thereon, is available for inspection at the Town Office.

|   |             |
|---|-------------|
| Balance Sheet – Governmental Funds  | Statement C |
| Statement of Revenues, Expenditures and Changes in Fund<br>Balances – Governmental Funds                    | Statement E |
| Budgetary Comparison Schedule - Budgetary Basis – Budget and<br>Actual – General Fund                       | Schedule 1  |
| Schedule of Departmental Operations – General Fund  | Schedule B  |
| Combining Balance Sheet – Nonmajor Governmental Funds   | Schedule C  |
| Combining Schedule of Revenues, Expenditures, and Changes in<br>Fund Balances – Nonmajor Governmental Funds | Schedule D  |

*RHR Smith & Company*

Certified Public Accountants

## TOWN OF CASCO, MAINE

BALANCE SHEET – GOVERNMENTAL FUNDS  
JUNE 30, 2017

|  | General<br>Fund     | Capital<br>Projects<br>Funds | Other<br>Governmental<br>Funds | Total<br>Governmental<br>Funds |
|--|---------------------|------------------------------|--------------------------------|--------------------------------|
| <b>ASSETS</b>  |                     |                              |                                |                                |
| Cash and cash equivalents  | \$ 6,216,665        | \$ 100,356                   | \$ 85,978                      | \$ 6,402,999                   |
| Accounts receivable (net of allowance<br>for uncollectibles):                            |                     |                              |                                |                                |
| Taxes  | 465,360             | -                            | -                              | 465,360                        |
| Liens  | 208,158             | -                            | -                              | 208,158                        |
| Other  | 70,225              | -                            | -                              | 70,225                         |
| Due from other governments   | 85,919              | -                            | -                              | 85,919                         |
| Tax acquired property  | 37,995              | -                            | -                              | 37,995                         |
| Due from other funds   | 87,574              | 2,626,917                    | 245,113                        | 2,959,604                      |
| <b>TOTAL ASSETS</b>  | <b>\$ 7,171,896</b> | <b>\$ 2,727,273</b>          | <b>\$ 331,091</b>              | <b>\$ 10,230,260</b>           |
| <b>LIABILITIES</b>   |                     |                              |                                |                                |
| Accounts payable   | \$ 61,475           | \$ -                         | \$ -                           | \$ 61,475                      |
| Deposit payable  | 10,000              | -                            | -                              | 10,000                         |
| Due to other funds   | 2,872,030           | 84,503                       | 3,071                          | 2,959,604                      |
| Escrows payable  | 3,771               | -                            | -                              | 3,771                          |
| <b>TOTAL LIABILITIES</b>   | <b>2,947,276</b>    | <b>84,503</b>                | <b>3,071</b>                   | <b>3,034,850</b>               |
| <b>DEFERRED INFLOWS OF RESOURCES</b>   |                     |                              |                                |                                |
| Prepaid taxes  | 16,592              | -                            | -                              | 16,592                         |
| Deferred property tax  | 479,000             | -                            | -                              | 479,000                        |
| <b>TOTAL DEFERRED INFLOWS OF RESOURCES</b>   | <b>495,592</b>      | <b>-</b>                     | <b>-</b>                       | <b>495,592</b>                 |
| <b>FUND BALANCES (DEFICITS)</b>  |                     |                              |                                |                                |
| Nonspendable   | 37,995              | -                            | -                              | 37,995                         |
| Restricted   | -                   | 2,299,706                    | 245,847                        | 2,545,553                      |
| Committed  | -                   | 386,002                      | 116                            | 386,118                        |
| Assigned   | 564,384             | -                            | 83,008                         | 647,392                        |
| Unassigned   | 3,126,649           | (42,938)                     | (951)                          | 3,082,760                      |
| <b>TOTAL FUND BALANCES (DEFICITS)</b>  | <b>3,729,028</b>    | <b>2,642,770</b>             | <b>328,020</b>                 | <b>6,699,818</b>               |
| <b>TOTAL LIABILITIES, DEFERRED INFLOWS OF<br/>RESOURCES AND FUND BALANCES (DEFICITS)</b> | <b>\$ 7,171,896</b> | <b>\$ 2,727,273</b>          | <b>\$ 331,091</b>              | <b>\$ 10,230,260</b>           |

See accompanying independent auditors' report and notes to financial statements.

## TOWN OF CASCO, MAINE

STATEMENT OF REVENUES, EXPENDITURES AND CHANGES IN FUND BALANCES  
GOVERNMENTAL FUNDS  
FOR THE YEAR ENDED JUNE 30, 2017

|   | General<br>Fund | Capital<br>Projects<br>Funds | Other<br>Governmental<br>Funds | Total<br>Governmental<br>Funds |
|---|-----------------|------------------------------|--------------------------------|--------------------------------|
| REVENUES  |                 |                              |                                |                                |
| Taxes:  |                 |                              |                                |                                |
| Property taxes                                  | \$ 9,152,612    | \$ -                         | \$ -                           | \$ 9,152,612                   |
| Excise taxes                                    | 742,309         | -                            | -                              | 742,309                        |
| Intergovernmental revenues                      | 361,955         | -                            | 100,000                        | 461,955                        |
| Interest income                                 | 70,867          | 176                          | 153                            | 71,196                         |
| Charges for services                            | 271,033         | -                            | -                              | 271,033                        |
| Miscellaneous                                   | 214,408         | 25,932                       | 2,589                          | 242,929                        |
| TOTAL REVENUES                                  | 10,813,184      | 26,108                       | 102,742                        | 10,942,034                     |
| EXPENDITURES                                    |                 |                              |                                |                                |
| Current:  |                 |                              |                                |                                |
| General government                              | 799,835         | -                            | -                              | 799,835                        |
| Public safety                                   | 598,823         | -                            | -                              | 598,823                        |
| Health and sanitation                           | 231,916         | -                            | -                              | 231,916                        |
| Public works                                    | 723,135         | -                            | -                              | 723,135                        |
| Social services                                 | 30,144          | -                            | -                              | 30,144                         |
| Parks, recreation, and cemeteries               | 121,873         | -                            | -                              | 121,873                        |
| County tax                                      | 433,703         | -                            | -                              | 433,703                        |
| Education                                       | 6,470,752       | -                            | -                              | 6,470,752                      |
| Unclassified                                    | 236,427         | 119,796                      | 11,803                         | 368,026                        |
| Capital outlay                                  | -               | 1,227,910                    | -                              | 1,227,910                      |
| Debt service:                                   |                 |                              |                                |                                |
| Bond expense                                    | 15,841          | -                            | -                              | 15,841                         |
| TOTAL EXPENDITURES                              | 9,662,449       | 1,347,706                    | 11,803                         | 11,021,958                     |
| EXCESS OF REVENUES OVER (UNDER)<br>EXPENDITURES | 1,150,735       | (1,321,598)                  | 90,939                         | (79,924)                       |
| OTHER FINANCING SOURCES (USES)                  |                 |                              |                                |                                |
| Bond proceeds                                   | -               | 3,440,000                    | -                              | 3,440,000                      |
| Bond premium                                    | -               | 163,237                      | -                              | 163,237                        |
| Transfers in                                    | -               | 481,907                      | 4,484                          | 486,391                        |
| Transfers (out)                                 | (69,484)        | (416,907)                    | -                              | (486,391)                      |
| TOTAL OTHER FINANCING SOURCES (USES)            | (69,484)        | 3,668,237                    | 4,484                          | 3,603,237                      |
| NET CHANGE IN FUND BALANCES                     | 1,081,251       | 2,346,639                    | 95,423                         | 3,523,313                      |
| FUND BALANCES - JULY 1                          | 2,647,777       | 296,131                      | 232,597                        | 3,176,505                      |
| FUND BALANCES - JUNE 30                         | \$ 3,729,028    | \$ 2,642,770                 | \$ 328,020                     | \$ 6,699,818                   |

See accompanying independent auditors' report and notes to financial statements.

## TOWN OF CASCO, MAINE

BUDGETARY COMPARISON SCHEDULE – BUDGETARY BASIS  
 BUDGET AND ACTUAL – GENERAL FUND  
 FOR THE YEAR ENDED JUNE 30, 2017

|  | Budgeted Amounts |              | Actual       | Variance               |
|--|------------------|--------------|--------------|------------------------|
|  | Original         | Final        | Amounts      | Positive<br>(Negative) |
| Budgetary Fund Balance - July 1        | \$ 2,647,777     | \$ 2,647,777 | \$ 2,647,777 | \$ -                   |
| Resources (Inflows):                   |                  |              |              |                        |
| Taxes:                                 |                  |              |              |                        |
| Property taxes                         | 8,801,525        | 8,801,525    | 9,152,612    | 351,087                |
| Excise taxes                           | 622,500          | 622,500      | 742,309      | 119,809                |
| Intergovernmental revenues             | 260,842          | 260,842      | 361,955      | 101,113                |
| Charges for services                   | 296,970          | 304,700      | 271,033      | (33,667)               |
| Interest income                        | 27,000           | 27,000       | 70,867       | 43,867                 |
| Other revenue                          | 92,867           | 92,867       | 214,408      | 121,541                |
| Amounts Available for Appropriation    | 12,749,481       | 12,757,211   | 13,460,961   | 703,750                |
| Charges to Appropriations (Outflows):  |                  |              |              |                        |
| General government                     | 888,579          | 989,270      | 799,835      | 189,435                |
| Public safety                          | 640,638          | 675,638      | 598,823      | 76,815                 |
| Health and sanitation                  | 240,000          | 240,000      | 231,916      | 8,084                  |
| Public works                           | 793,100          | 959,853      | 723,135      | 236,718                |
| Social services                        | 79,156           | 84,756       | 30,144       | 54,612                 |
| Parks, recreation, and cemeteries      | 112,955          | 128,348      | 121,873      | 6,475                  |
| County tax                             | 433,703          | 433,703      | 433,703      | -                      |
| Education                              | 6,470,752        | 6,470,752    | 6,470,752    | -                      |
| Unclassified                           | 353,321          | 422,076      | 236,427      | 185,649                |
| Debt service:                          |                  |              |              |                        |
| Bond expense                           | 24,500           | 24,500       | 15,841       | 8,659                  |
| Transfers to other funds               | 65,000           | 69,484       | 69,484       | -                      |
| Total Charges to Appropriations        | 10,101,704       | 10,498,380   | 9,731,933    | 766,447                |
| Budgetary Fund Balance - June 30       | \$ 2,647,777     | \$ 2,258,831 | \$ 3,729,028 | \$ 1,470,197           |
| Utilization of unassigned fund balance | \$ 4,484         | \$ 4,484     | \$ -         | \$ (4,484)             |
| Utilization of assigned fund balance   | 384,463          | 384,463      | -            | (384,463)              |
|  | \$ 388,947       | \$ 388,947   | \$ -         | \$ (388,947)           |

See accompanying independent auditors' report and notes to financial statements.

SCHEDULE B

TOWN OF CASCO, MAINE

SCHEDULE OF DEPARTMENTAL OPERATIONS – GENERAL FUND  
FOR THE YEAR ENDED JUNE 30, 2017

|                                | Original<br>Budget | Budget<br>Adjustments | Final<br>Budget | Actual<br>Expenditures | Variance<br>Positive (Negative) |
|--------------------------------|--------------------|-----------------------|-----------------|------------------------|---------------------------------|
| <b>GENERAL GOVERNMENT</b>      |                    |                       |                 |                        |                                 |
| Operations                     | \$ 132,100         | \$ -                  | \$ 132,100      | \$ 130,033             | \$ 2,067                        |
| Salaries                       | 392,358            | 10,000                | 402,358         | 381,401                | 20,957                          |
| Contingency                    | 20,000             | -                     | 20,000          | 12,330                 | 7,670                           |
| Insurance                      | 148,000            | -                     | 148,000         | 149,045                | (1,045)                         |
| Legal fees                     | 30,000             | 12,000                | 42,000          | 12,513                 | 29,487                          |
| Assessing                      | 73,300             | 45,000                | 118,300         | 20,103                 | 98,197                          |
| Planning/appeals               | 22,050             | -                     | 22,050          | 13,162                 | 8,888                           |
| Retirement                     | 70,771             | -                     | 70,771          | 80,355                 | (9,584)                         |
| Employee benefit liability     | -                  | 13,167                | 13,167          | 998                    | 12,169                          |
| Unemployment                   | -                  | 20,524                | 20,524          | (105)                  | 20,629                          |
| <b>Totals</b>                  | <b>888,579</b>     | <b>100,691</b>        | <b>989,270</b>  | <b>799,835</b>         | <b>189,435</b>                  |
| <b>PUBLIC SAFETY</b>           |                    |                       |                 |                        |                                 |
| Fire department                | 194,597            | 35,000                | 229,597         | 185,065                | 44,532                          |
| Rescue                         | 399,404            | -                     | 399,404         | 377,381                | 22,023                          |
| Civil emergency preparedness   | 6,975              | -                     | 6,975           | 2,597                  | 4,378                           |
| Animal control                 | 25,250             | -                     | 25,250          | 25,481                 | (231)                           |
| Harbormaster                   | 5,912              | -                     | 5,912           | -                      | 5,912                           |
| Street lights                  | 8,500              | -                     | 8,500           | 8,299                  | 201                             |
| <b>Totals</b>                  | <b>640,638</b>     | <b>35,000</b>         | <b>675,638</b>  | <b>598,823</b>         | <b>76,815</b>                   |
| <b>HEALTH &amp; SANITATION</b> |                    |                       |                 |                        |                                 |
| Lake Region Bulky Waste        | 100,000            | -                     | 100,000         | 100,000                | -                               |
| Casco-Naples Transfer Station  | 140,000            | -                     | 140,000         | 131,916                | 8,084                           |
| <b>Totals</b>                  | <b>240,000</b>     | <b>-</b>              | <b>240,000</b>  | <b>231,916</b>         | <b>8,084</b>                    |



SCHEDULE B (CONTINUED)

TOWN OF CASCO, MAINE

SCHEDULE OF DEPARTMENTAL OPERATIONS – GENERAL FUND  
FOR THE YEAR ENDED JUNE 30, 2017

|   | Original<br>Budget | Budget<br>Adjustments | Final<br>Budget | Actual<br>Expenditures | Variance<br>Positive (Negative) |
|---|--------------------|-----------------------|-----------------|------------------------|---------------------------------|
| <b>PUBLIC WORKS</b>                         |                    |                       |                 |                        |                                 |
| Road maintenance                            | 250,000            | 102,405               | 352,405         | 186,807                | 165,598                         |
| Winter roads                                | 420,500            | 19,397                | 439,897         | 497,628                | (57,731)                        |
| Paving                                      | 120,000            | 44,951                | 164,951         | 37,700                 | 127,251                         |
| Private road maintenance                    | 2,600              | -                     | 2,600           | 1,000                  | 1,600                           |
| <b>Totals</b>                               | <b>793,100</b>     | <b>166,753</b>        | <b>959,853</b>  | <b>723,135</b>         | <b>236,718</b>                  |
| <b>SOCIAL SERVICES</b>                      |                    |                       |                 |                        |                                 |
| General assistance                          | 52,800             | -                     | 52,800          | 6,888                  | 45,912                          |
| Home Health Visiting Nurses                 | 4,000              | 4,000                 | 8,000           | 4,000                  | 4,000                           |
| VNA Home Health                             | 500                | 500                   | 1,000           | 500                    | 500                             |
| Family Crisis                               | 1,100              | 1,100                 | 2,200           | -                      | 2,200                           |
| Bus service                                 | 9,656              | -                     | 9,656           | 9,656                  | -                               |
| Tri-County Counseling Service               | 2,000              | -                     | 2,000           | -                      | 2,000                           |
| PROP  | 5,000              | -                     | 5,000           | 5,000                  | -                               |
| Senior meals program                        | 3,700              | -                     | 3,700           | 3,700                  | -                               |
| Memorial Day                                | 400                | -                     | 400             | 400                    | -                               |
| <b>Totals</b>                               | <b>79,156</b>      | <b>5,600</b>          | <b>84,756</b>   | <b>30,144</b>          | <b>54,612</b>                   |
| <b>PARKS, RECREATION AND<br/>CEMETERIES</b> |                    |                       |                 |                        |                                 |
|   | 112,955            | 15,393                | 128,348         | 121,873                | 6,475                           |
| <b>DEBT SERVICE</b>                         |                    |                       |                 |                        |                                 |
| Bond expense                                | 24,500             | -                     | 24,500          | 15,841                 | 8,659                           |
| <b>Totals</b>                               | <b>24,500</b>      | <b>-</b>              | <b>24,500</b>   | <b>15,841</b>          | <b>8,659</b>                    |
| <b>COUNTY TAX</b>                           |                    |                       |                 |                        |                                 |
|   | 433,703            | -                     | 433,703         | 433,703                | -                               |
| <b>EDUCATION</b>                            |                    |                       |                 |                        |                                 |
|   | 6,470,752          | -                     | 6,470,752       | 6,470,752              | -                               |

SCHEDULE B (CONTINUED)

TOWN OF CASCO, MAINE

SCHEDULE OF DEPARTMENTAL OPERATIONS – GENERAL FUND  
FOR THE YEAR ENDED JUNE 30, 2017

|                                 | Original<br>Budget   | Budget<br>Adjustments | Final<br>Budget      | Actual<br>Expenditures | Variance<br>Positive (Negative) |
|---------------------------------|----------------------|-----------------------|----------------------|------------------------|---------------------------------|
| <b>UNCLASSIFIED</b>             |                      |                       |                      |                        |                                 |
| GP Council of Governments       | 3,742                | -                     | 3,742                | 3,742                  | -                               |
| Maine Municipal Association     | 4,794                | -                     | 4,794                | 4,974                  | (180)                           |
| Building maintenance            | 20,000               | 45,000                | 65,000               | 38,497                 | 26,503                          |
| Grange Hall                     | 12,500               | -                     | 12,500               | 6,161                  | 6,339                           |
| Library                         | 68,773               | -                     | 68,773               | 68,773                 | -                               |
| Pleasant Lk/Parker Pd Assoc     | 4,000                | -                     | 4,000                | 4,000                  | -                               |
| Thompson Lake Environ. Assoc.   | 2,500                | -                     | 2,500                | 2,500                  | -                               |
| Raymond-Casco Hist. Society     | 1,800                | -                     | 1,800                | 1,800                  | -                               |
| Crescent Lake Watershed Assoc.  | 1,000                | -                     | 1,000                | 1,000                  | -                               |
| Veterans committee              | 5,000                | -                     | 5,000                | -                      | 5,000                           |
| Lake Region Television          | 2,000                | -                     | 2,000                | 2,000                  | -                               |
| Bridgton LR Chamber of Comm.    | 1,250                | -                     | 1,250                | 1,250                  | -                               |
| Website                         | 5,700                | 1,250                 | 6,950                | 5,460                  | 1,490                           |
| GIS                             | 8,800                | 2,505                 | 11,305               | 2,900                  | 8,405                           |
| Lake monitoring program         | 1,500                | -                     | 1,500                | 1,500                  | -                               |
| Broadcasting                    | 19,500               | -                     | 19,500               | 14,700                 | 4,800                           |
| Sebago LR Co                    | 250                  | -                     | 250                  | 250                    | -                               |
| Dangerous building              | -                    | 20,000                | 20,000               | -                      | 20,000                          |
| Life flight                     | 936                  | -                     | 936                  | 936                    | -                               |
| Abatements                      | -                    | 31,452                | 31,452               | 31,452                 | -                               |
| Overlay                         | 189,276              | (75,984)              | 113,292              | -                      | 113,292                         |
| Tax writeoff                    | -                    | 44,532                | 44,532               | 44,532                 | -                               |
| Totals                          | 353,321              | 68,755                | 422,076              | 236,427                | 185,649                         |
| <b>TRANSFERS TO OTHER FUNDS</b> |                      |                       |                      |                        |                                 |
| Nonmajor special revenue funds  | -                    | 4,484                 | 4,484                | 4,484                  | -                               |
| Nonmajor capital projects funds | 65,000               | -                     | 65,000               | 65,000                 | -                               |
| Totals                          | 65,000               | 4,484                 | 69,484               | 69,484                 | -                               |
| <b>TOTAL EXPENDITURES</b>       | <b>\$ 10,101,704</b> | <b>\$ 396,676</b>     | <b>\$ 10,498,380</b> | <b>\$ 9,731,933</b>    | <b>\$ 766,447</b>               |

See accompanying independent auditors' report and notes to financial statements.

## TOWN OF CASCO, MAINE

COMBINING BALANCE SHEET – NONMAJOR GOVERNMENTAL FUNDS  
JUNE 30, 2017

|  | Special<br>Revenue<br>Funds | Permanent<br>Funds | Total Nonmajor<br>Governmental<br>Funds |
|--|-----------------------------|--------------------|---|
| <b>ASSETS</b>                                  |                             |                    |   |
| Cash and cash equivalents                      | \$ 2,120                    | \$ 83,858          | \$ 85,978                               |
| Due from other funds                           | 239,825                     | 5,288              | 245,113                                 |
| <b>TOTAL ASSETS</b>                            | <u>\$ 241,945</u>           | <u>\$ 89,146</u>   | <u>\$ 331,091</u>                       |
| <b>LIABILITIES</b>                             |                             |                    |   |
| Due to other funds                             | \$ 3,071                    | \$ -               | \$ 3,071                                |
| <b>TOTAL LIABILITIES</b>                       | <u>3,071</u>                | <u>-</u>           | <u>3,071</u>                            |
| <b>FUND BALANCES</b>                           |                             |                    |   |
| Nonspendable                                   | -                           | -                  | -                                       |
| Restricted                                     | 231,947                     | 13,900             | 245,847                                 |
| Committed                                      | 116                         | -                  | 116                                     |
| Assigned                                       | 7,762                       | 75,246             | 83,008                                  |
| Unassigned                                     | (951)                       | -                  | (951)                                   |
| <b>TOTAL FUND BALANCES</b>                     | <u>238,874</u>              | <u>89,146</u>      | <u>328,020</u>                          |
| <b>TOTAL LIABILITIES AND FUND<br/>BALANCES</b> | <u>\$ 241,945</u>           | <u>\$ 89,146</u>   | <u>\$ 331,091</u>                       |

See accompanying independent auditors' report and notes to financial statements.

## TOWN OF CASCO, MAINE

COMBINING SCHEDULE OF REVENUES, EXPENDITURES AND CHANGES IN  
FUND BALANCES – NONMAJOR GOVERNMENTAL FUNDS  
FOR THE YEAR ENDED JUNE 30, 2017

|   | Special<br>Revenue<br>Funds | Permanent<br>Funds | Total Nonmajor<br>Governmental<br>Funds |
|---|-----------------------------|--------------------|---|
| REVENUES  |                             |                    |   |
| Interest income                                 | \$ 4                        | \$ 149             | \$ 153                                  |
| Intergovernmental                               | 100,000                     | -                  | 100,000                                 |
| Other income                                    | 2,589                       | -                  | 2,589                                   |
| TOTAL REVENUES                                  | <u>102,593</u>              | <u>149</u>         | <u>102,742</u>                          |
| EXPENDITURES                                    |                             |                    |   |
| Other   | 11,803                      | -                  | 11,803                                  |
| TOTAL EXPENDITURES                              | <u>11,803</u>               | <u>-</u>           | <u>11,803</u>                           |
| EXCESS OF REVENUES OVER<br>(UNDER) EXPENDITURES | <u>90,790</u>               | <u>149</u>         | <u>90,939</u>                           |
| OTHER FINANCING SOURCES (USES)                  |                             |                    |   |
| Transfers in                                    | 4,484                       | -                  | 4,484                                   |
| Transfers (out)                                 | -                           | -                  | -                                       |
| TOTAL OTHER FINANCING<br>SOURCES (USES)         | <u>4,484</u>                | <u>-</u>           | <u>4,484</u>                            |
| NET CHANGE IN FUND BALANCES                     | 95,274                      | 149                | 95,423                                  |
| FUND BALANCES (DEFICITS) - JULY 1               | <u>143,600</u>              | <u>88,997</u>      | <u>232,597</u>                          |
| FUND BALANCES (DEFICITS) - JUNE 30              | <u>\$ 238,874</u>           | <u>\$ 89,146</u>   | <u>\$ 328,020</u>                       |

See accompanying independent auditors' report and notes to financial statements.