



TOWN OF CASCO

Maine **U**niform **B**uilding and **E**nergy **C**ode

TOWN OF CASCO

ENERGY COMPLIANCE CERTIFICATE

- This Certificate illustrates the minimum listing requirements if IECC 401.3.
- This Certificate must be posted on or in the electrical distribution panel. It shall not cover or obstruct the visibility of the circuit directory panel, service disconnect label, or other required labels.
- The Certificate shall be completed by the builder or registered design professional.
- The Certificate shall list the predominant R-values for insulation listed below. Where there is more than one value for each component, the Certificate shall list the value covering the largest area.
- The Certificate shall list the types and efficiencies of the heating, cooling and service water heating equipment.
- Where a gas-fired unvented room heater, electric furnace, or baseboard electric heater is installed in the residence, the Certificate shall list all those as appropriate. Efficiencies for the appliances shall not be listed.

Area

R-Value

Ceiling/Roof

Walls

Foundation (Slab, basement wall,
crawlspcace wall and/or floor)

U-Factor

SHGC

Fenestration

Type

Efficiency

Heating System

Cooling System

Service Water Heating

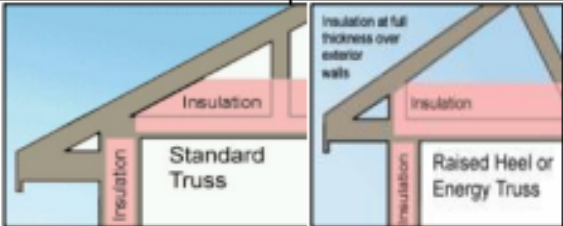
Yes

No

Gas-fired unvented room heater installer

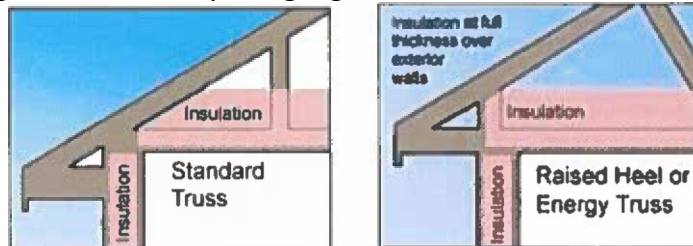
Electric furnace installed

Baseboard electric heater installed

Building Section	Required R or U Values	
Window U Factor (lower U is better)	U .35 (maximum)	
	U .50 (Thermally Isolated Sunrooms only)	
Skylights	U .60	
	U .75 (Thermally Isolated Sunrooms only)	
Flat Ceilingⁱ <i>or</i> Flat Ceiling with Raised or Energy Trusses R-value	 <div> <div> R-49 (Zone 6) if using the above construction technique </div> <div> R-38 (Zone 6) if maintaining the full R value over the plates </div> </div>	
Sloped or Cathedral Ceiling	R-30 or 38 if more than 500 ft sq or 20% of total ceiling area	
	R-24 (Thermally Isolated Sunrooms only)	
Above Grade Wallⁱⁱ R-value	R-20 Cavity Insulation only <u>OR</u> R-13 (cavity) <i>plus</i> R-5 (continuous) Insulation	
	R-13 (Thermally Isolated Sunrooms only)	
	R-15 (outside) or R-19 (inside) Mass Walls	
Door U-Value	U .35 (maximum)	
Floor R Value (Basement ceiling)	R-30 <i>or</i> Insulation sufficient to fill joist cavity	
Basement or Crawl Space Wall R Value	R-13 Cavity Insulation or R-10 Continuous Insulation for <u>crawl space</u> wall	
	R-19 Cavity Insulation or R-15 Continuous Insulation for <u>basement</u> wall	
Slab Edgeⁱⁱⁱ R Value	R-10 / 4' (Zone 6) (see drawing pg 3)	
	<i>add R-5</i> if the Slab is heated	

Footnotes to Residential Energy Code Application for Certification of Compliance

Ceilings with attic spaces: R-38 in Zone 6 will be deemed to satisfy the requirement for R-49 wherever the full height of uncompressed R-38 insulation extends over the wall top plate at the eaves or the full R-value is maintained. This is accomplished by using a raised heel or energy truss as shown in the diagram below or by using higher R-value insulation over the plates.

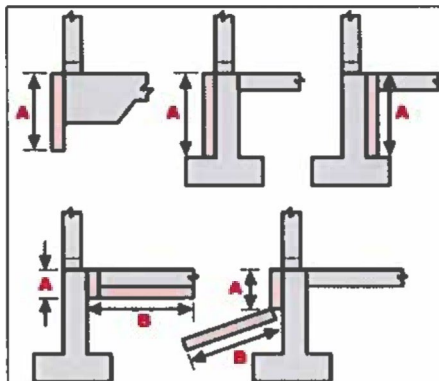


R-13 + R-5 means R-13 cavity insulation plus R-5 insulated sheathing. If structural sheathing covers 25 percent or less of the exterior, R-5 sheathing is not required where the structural sheathing is placed. If structural sheathing covers more than 25 percent of exterior, the structural sheathing must be supplemented with insulated sheathing of at least R-2.

Slab edge insulation must start at the top of the slab edge and extend a total of four feet (Zone 6). Insulation may go straight down, out at an angle away from the building, or along the slab edge and then under the slab. A slab is a concrete floor within 1' of grade level. See diagram below.

The top edge of insulation installed between the exterior wall and the interior slab may be mitered at a 45 degree angle away from the exterior wall.

Allowable Slab Insulation Configurations



A or A+ B must equal four feet in Zone 6

MODULAR HOMES must be certified by the Maine Manufactured Housing Board. Unless the floor insulation is provided by the manufacturer this form must be submitted. This form must also be submitted if the basement is to be insulated or supplementary heated space is added to the home upon or after it is set.